



Takaful Investment-Linked Fund Performance Report 2012
Laporan Prestasi Dana Berkaitan-Pelaburan Takaful 2012

CIMB AVIVA

Contents

CEO's Message	2
Market Review	3
Fund Objectives/Policies	4 - 5
TGG Fund	6 - 7
MS5 Fund	8 - 9
CAIBF Fund	10 - 11
CAIEF Fund	12 - 14
Statement by Manager	15
Independent Auditors' Report to the Certificate Holders	16 - 17
Statements of Assets and Liabilities	18 - 19
Statements of Income and Expenditure	20 - 21
Statements of Changes in Net Asset Value	22 - 23
Notes to the Financial Information	24 - 27

Kandungan

Perutusan Ketua Pegawai Eksekutif	28
Ulaskan Pasaran	29
Objektif/Dasar Dana	30 - 31
Dana TGG	32 - 33
Dana MS5	34 - 35
Dana CAIBF	36 - 37
Dana CAIEF	38 - 40
Penyata Pengurus	41
Laporan Juruaudit Bebas kepada Para Pemegang Sijil	42 - 43
Penyata Aset dan Liabiliti	44 - 45
Penyata Pendapatan dan Perbelanjaan	46 - 47
Penyata Perubahan Nilai Aset Bersih	48 - 49
Nota-nota kepada Maklumat Kewangan	50 - 53

CEO's Message

Dear Valued Contract Holders,

We are pleased to present the Takaful Investment-Linked Fund Performance Report 2012 for your review.

2012 was a year of milestones as we saw sustainable growth and accomplishment in the company through our continuous effort and commitment in operational and product innovation as well as service excellence.

We appreciate the trust that you have placed in us and we will continue to be vigilant in our choice of investments to manage your money. Most importantly, we are committed to help you and your loved ones stay protected financially.

Thank you for your continuous support and we wish you a prosperous and healthy year ahead.

Muhammad Fikri Mohamad Rawi
Chief Executive Officer
CIMB Aviva Takaful Berhad

Market Review

Market Review and 2013 Outlook

The global economy grew at 3% in 2012, a markedly slower pace than the 3.8% and 5.1% seen in 2011 and 2010 respectively. The outlook for global growth remains uncertain due to the continuing European sovereign debt crisis and market volatility. Proposed austerity measures to solve the European debt crisis has dampened economic activity and pushed unemployment up, leading to a loss of confidence and tighter consumption patterns. Not surprisingly, G3 central banks have turned dovish and pumped additional liquidity into the financial system in an effort to arrest the decline.

In Malaysia, Gross Domestic Product is expected to grow at a moderate pace of 4.7% in 2013 from a high base of around +5.2% in 2012. The implementation of the minimum wage policy from 1st January 2013 and further rationalisation of subsidies after the general election may lead to inflationary pressures. Headline inflation for 2013 is expected to trend higher to an average of 2.0%-2.5% from 2012's reading of 1.6%. Note too that with the anticipation of higher inflation in 2013, the market expects Bank Negara Malaysia to hike interest rates in the later part of the year.

The fixed income market saw good buying interest for both conventional and Islamic government securities as demand was bolstered by high foreign participation in primary auctions. As a result, foreign holdings of Malaysian debt securities as a proportion of total issuance reached an all-time high of 45%. Bank Negara Malaysia, on the other hand, held the OPR stable at 3.0% throughout the year as the economy expanded at a moderate pace. The Malaysian bond market is expected to further strengthen in 2013 with estimated gross issuance of government and private debt securities ranging from RM90 to RM100 billion respectively.

The FBM Shariah Index managed to close the year around 11,520.70, returning about 11.8% for 2012. Profit-taking was seen throughout the year but November remains as the worst month of the year as the index returned -4.79% (annualised -46.1%) on widespread selling pressure. The oil & gas, telecommunications, and REITS sectors were among the more performing sectors while the performance for commodities was fairly muted. In 2013, we expect the market to remain cautious as valuations in the equity market are still relatively expensive at consensus' 2013 price/earnings expectations versus a low single digit earnings growth expectation.

Going forward, we will continue to rebalance the Shariah-compliant investment portfolio in alignment with the respective fund's mandates and objectives by investing in Shariah-compliant fixed income securities and a diverse selection of equities that comply with Shariah principles.

Fund Objectives/Policies

TAKAFUL GLOBAL GIANT FUND (TGG)

The objective of the fund is to protect the capital at the end of 5 years together with potential investment returns that are higher than current fixed deposit rates.

Maturity Date: 22 July 2012

Fund investment	5-year Islamic Global Giants Structured Product
Investor's risk profile	High
Investment horizon of investor	5 years

Note: There is no change in the fund objective, restriction and limitation during the year.

5-YEAR CIMB ISLAMIC MARKET SELECT FUND (MS5)

The objective of the product is to invest wholly in Islamic Negotiable Instrument of Deposit (NID-i), to preserve the capital provided the investment is held to the end of a 5-year investment horizon/takaful period, with dividends being paid out annually, together with potential investment returns that are higher than the current fixed deposit rates.

Maturity Date: 09 October 2013

Fund investment	5-year Islamic Negotiable Instrument of Deposit (NID-i)
Investor's risk profile	Low
Investment horizon of investor	5 years

Note: There is no change in the fund objective, restriction and limitation during the year.

CIMB AVIVA ISLAMIC BOND FUND (CAIBF)

The objective of the fund is to provide returns in income mainly through Malaysian Shariah-compliant bonds and other Shariah-compliant fixed income securities.

The fund's Net Asset Value (NAV) may be invested in the Malaysian Shariah-compliant fixed income securities. All new fixed income securities must carry a minimum rating of "AA3" or "P1" or equivalent as determined by rating agencies established in Malaysia. In line with its objective, the investment strategy and policy of the fund is to invest in a diversified portfolio of approved fixed income securities at all times.

Shariah-compliant fixed income securities	Minimum of 80% fixed income securities
Shariah-compliant fixed income securities selection for the funds	Islamic fixed income securities that carry a minimum rating of AA3 or P1 or equivalent as determined by rating agencies established in Malaysia.
Investor's risk profile	Low
Investment horizon of investor	5-7 years

Note: There is no change in the fund objective, restriction and limitation during the year.

Fund Objectives/Policies (cont'd.)

CIMB AVIVA ISLAMIC EQUITY FUND (CAIEF)

The objective of the fund is to provide capital growth over the medium to long-term time frame mainly through various growth-oriented Shariah-compliant equities from the List of Shariah-compliant Securities by Shariah Advisory Council of the Securities Commission Malaysia.

The fund may invest up to 98% of its Net Asset Value (NAV) in Shariah-compliant equities from the List of Shariah-compliant Securities by Shariah Advisory Council of the Securities Commission Malaysia. In line with its objective, the strategy of the fund will focus on investment in shares of companies with growth potential and listed on the main board of Bursa Malaysia Berhad (BMB).

Shariah-compliant equity range	Minimum of 80%, Maximum of 98%
Liquid assets***	Balance
Equity selection for the funds	List of Shariah-compliant Securities by Shariah Advisory Council of the Securities Commissions Malaysia
Investor's risk profile	High
Investment horizon of investor	5-10 years

****Shariah-compliant fixed income securities, short-term placements and cash*

Note: There is no change in the fund objective, restriction and limitation during the year.

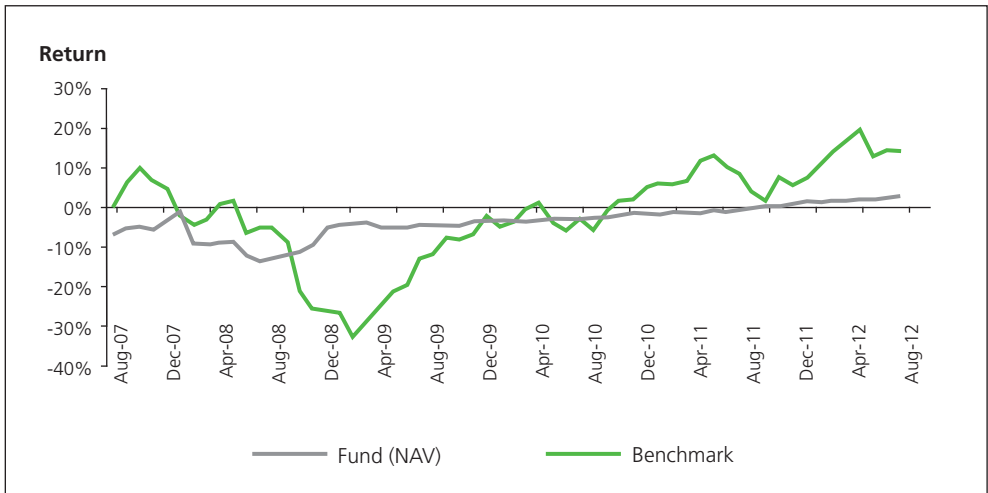
Takaful Global Giant Fund (TGG)

What is the Fund's Performance for the period and since inception until maturity?

	23 Jul 2012 (%)	31 Dec 2011 (%)	31 Dec 2010 (%)	31 Dec 2009 (%)	31 Dec 2008 (%)	Since Inception (%)
Performance (NAV)	1.8	2.9	2.2	1.6	(2.1)	3.3
Benchmark (Reference Index)	6.6	2.4	7.8	35.0	(31.1)	15.5

The fund registered a positive return of 1.8% compared to its benchmark of 6.6% for the period under review.

TGG FUND PERFORMANCE SINCE INCEPTION



ANALYSIS OF CHANGES IN NET ASSET VALUE (NAV)

	23 Jul 2012	31 Dec 2011	31 Dec 2010	31 Dec 2009	31 Dec 2008
NAV (RM'000)	134,666	133,076	140,667	152,622	162,138
NAV/Unit (RM)	1.0329	1.0148	0.9859	0.9647	0.9493
No. of units ('000)	130,372	131,135	142,676	158,207	170,802
Highest for the year (RM)	1.0329	1.0148	0.9859	0.9655	0.9673
Lowest for the year (RM)	1.0154	0.9861	0.9650	0.9483	0.8869

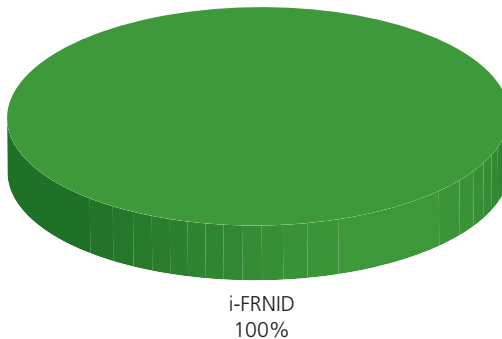
Takaful Global Giant Fund (TGG) (cont'd.)

ANALYSIS OF CHANGES IN NET ASSET VALUE (NAV) (cont'd.)

	23 Jul 2012	31 Dec 2011	31 Dec 2010	31 Dec 2009	31 Dec 2008
Annual Return	1.8%	2.9%	2.2%	1.6%	(2.1%)
Total Annual Return Breakdown					
a) Capital growth	1.8%	2.9%	2.2%	1.6%	(2.1%)
b) Income distribution	-	-	-	-	-
Average Annual Return					
a) One year period	1.8%	2.9%	2.2%	1.6%	(2.1%)
b) Three years period	2.3%	2.3%	0.6%	-	-
c) Five years period	1.3%	-	-	-	-
Charges					
a) Audit fee	3.3	3.3	3.3	-	-
b) Taxation	8%	8%	8%	8%	8%
Dividend distribution in 2012 - Nil					

ASSET ALLOCATION

TGG FUND ASSET EXPOSURE AS AT 23 JULY 2012



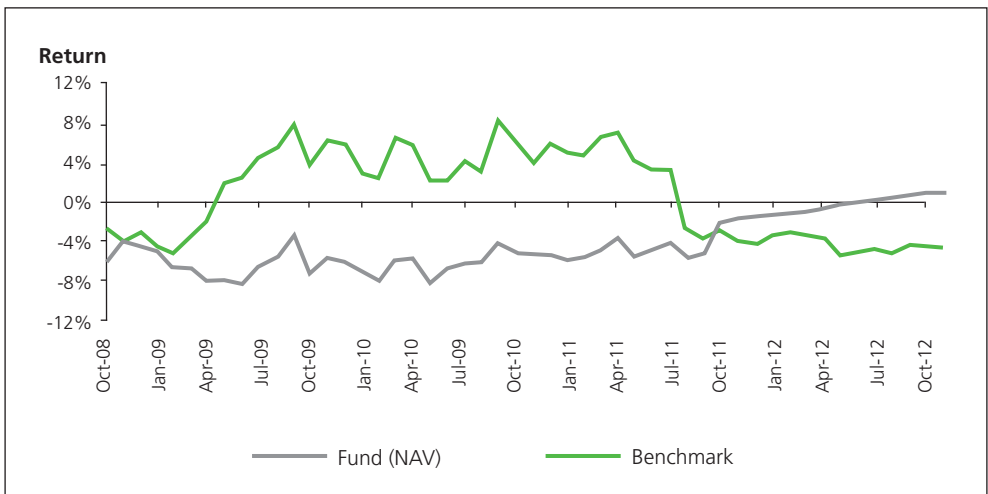
5-Year CIMB Islamic Market Select Fund (MS5)

What is the Fund's Performance for the period and since inception to 31 December 2012?

	31 Dec 2012 (%)	31 Dec 2011 (%)	31 Dec 2010 (%)	31 Dec 2009 (%)	31 Dec 2008 (%)	Since Inception (%)
Performance (NAV)	2.7	4.2	0.7	(1.7)	(4.4)	1.3
Benchmark (Reference Index)	(0.1)	(9.3)	0.2	9.0	(3.0)	(4.0)

The fund registered a positive return of 2.7% compared to its benchmark of -0.1% for the period under review.

MS5 FUND PERFORMANCE SINCE INCEPTION



ANALYSIS OF CHANGES IN NET ASSET VALUE (NAV)

	31 Dec 2012	31 Dec 2011	31 Dec 2010	31 Dec 2009	31 Dec 2008
NAV (RM'000)	30,273	35,108	35,891	39,042	43,302
NAV/Unit (RM)	1.0132	0.9865	0.9468	0.9401	0.9563
No. of Units ('000)	29,879	35,588	37,906	41,528	45,279
Highest for the year (RM)	1.0132	0.9865	0.9694	0.9682	1.0000
Lowest for the year (RM)	0.9872	0.9416	0.9171	0.9178	0.9378

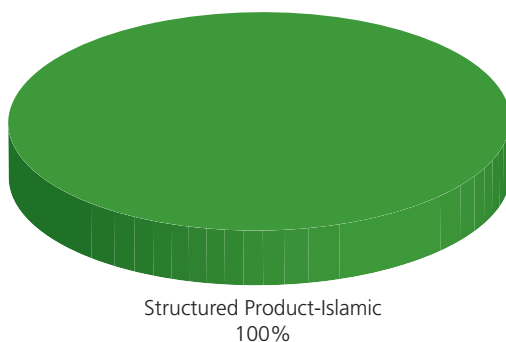
5-Year CIMB Islamic Market Select Fund (MS5) (cont'd.)

ANALYSIS OF CHANGES IN NET ASSET VALUE (NAV) (cont'd.)

	31 Dec 2012	31 Dec 2011	31 Dec 2010	31 Dec 2009	31 Dec 2008
Annual Return	2.7%	4.2%	0.7%	(1.7%)	(4.4%)
Total Annual Return Breakdown					
a) Capital growth	2.7%	4.2%	0.7%	(1.7%)	(4.4%)
b) Income distribution	-	-	-	-	-
Average Annual Return					
a) One year period	2.7%	4.2%	0.7%	(1.7%)	(4.4%)
b) Three years period	2.5%	1.1%	(1.8%)	-	-
c) Five years period	0.3%	-	-	-	-
Charges					
a) Audit fee (RM'000)	3.5	3.3	3.3	-	-
b) Taxation	8.0%	8.0%	8.0%	8.0%	8.0%
Dividend distribution in 2012 - Nil					

ASSET ALLOCATION

MS5 FUND ASSET EXPOSURE AS AT 31 DECEMBER 2012



Assets Allocation

	Total Holdings RM'000	Cost RM'000	Market Value RM'000	% of NAV
Structured Product - Islamic	30,000,000	30,000,000	30,246,000	100

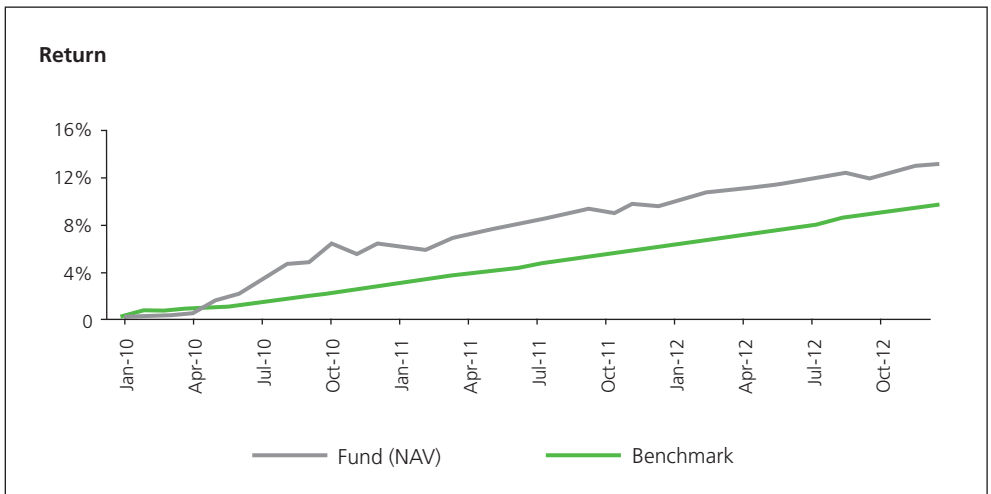
CIMB Aviva Islamic Bond Fund (CAIBF)

What is the Fund's Performance for the period and since inception to 31 December 2012?

	31 Dec 2012 (%)	31 Dec 2011 (%)	31 Dec 2010 (%)	31 Dec 2009 (%)	Since Inception (%)
Performance (NAV)	3.1	3.4	5.8	0.0	12.8
Benchmark (12 mth GIA)*	3.2	3.3	2.8	0.2	9.6

The fund registered a positive return of 3.1% compared to its benchmark of 3.2% for the period under review.

CAIB FUND PERFORMANCE SINCE INCEPTION



ANALYSIS OF CHANGES IN NET ASSET VALUE (NAV)

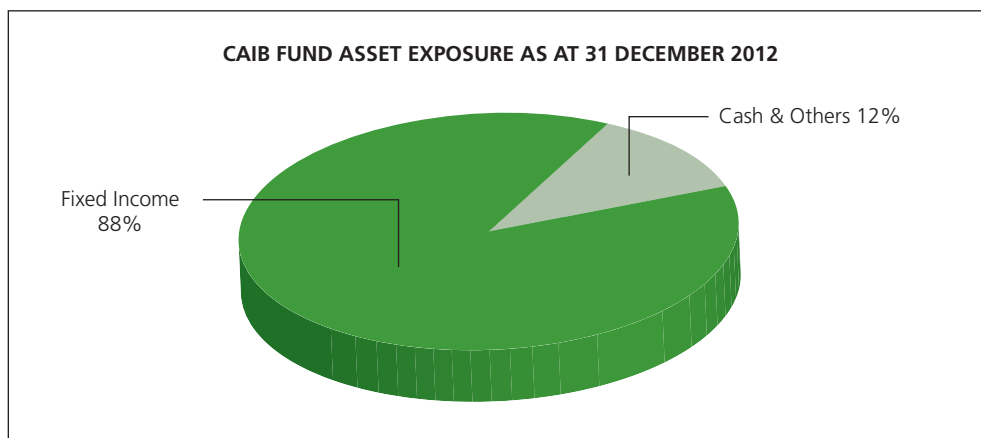
	31 Dec 2012	31 Dec 2011	31 Dec 2010	31 Dec 2009
NAV (RM'000)	4,343	4,166	4,387	3,044
NAV/Unit (RM)	1.1281	1.0940	1.0585	1.0004
No. of units ('000)	3,850	3,808	4,144	3,043
Highest for the year (RM)	1.1281	1.0952	1.0600	1.0004
Lowest for the year (RM)	1.0940	1.0575	1.0004	1.0000
Annual Return	3.1%	3.4%	5.8%	0.0%
Total Annual Return Breakdown				
a) Capital growth	3.1%	3.4%	5.8%	0.0%
b) Income distribution	-	-	-	-

CIMB Aviva Islamic Bond Fund (CAIBF) (cont'd.)

ANALYSIS OF CHANGES IN NET ASSET VALUE (NAV) (cont'd.)

	31 Dec 2012	31 Dec 2011	31 Dec 2010	31 Dec 2009
Average Annual Return				
a) One year period	3.1%	3.4%	5.8%	0.0%
b) Three years period	4.1%	3.1%	-	-
c) Five years period	-	-	-	-
Charges				
a) Fund management fee	1.0%	1.0%	1.0%	1.0%
b) Audit fees	3.5	3.3	3.3	-
c) Taxation	8.0%	8.0%	8.0%	8.0%
Category and composition of the fund (RM'000)				
Fixed Income	3,824	3,967	3,945	-
Cash and others	519	199	441	3,044

ASSET ALLOCATION



FIXED INCOME SECURITIES

	Maturity Date	Rating	Total Holdings RM'000	Cost RM'000	Market Value RM'000	% of NAV
Binariang GSM Sdn Bhd	27-Dec-2013	AA3	1,731	1,772	1,756	40.44
Malakoff Corporation Bhd	29-Apr-2016	AA3	1000	988	1,052	24.23
Plus Expressways Bhd	12-Jan-2018	AAA	1000	1,005	1,015	23.37
Total			3,731	3,764	3,824	

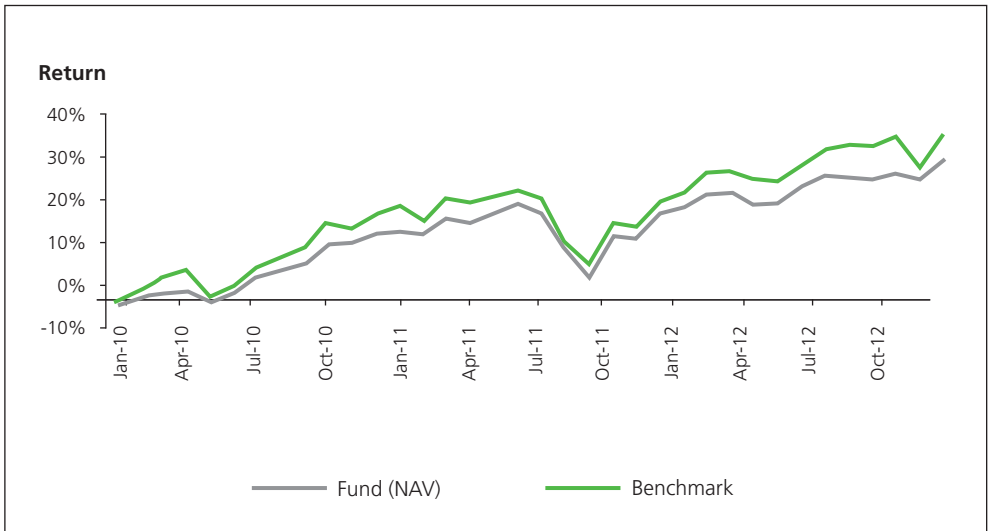
CIMB Aviva Islamic Equity Fund (CAIEF)

What is the Fund's Performance for the period and since inception to 31 December 2012?

	31 Dec 2012 (%)	31 Dec 2011 (%)	31 Dec 2010 (%)	31 Dec 2009 (%)	Since Inception (%)
Performance (NAV)	10.0	3.4	14.6	(0.2)	30.3
Benchmark (FBMS)	11.8	2.4	18.2	1.0	35.4

The fund registered a positive return of 10.0% compared to its benchmark of 11.8% for the period under review.

CAIE FUND PERFORMANCE SINCE INCEPTION



ANALYSIS OF CHANGES IN NET ASSET VALUE (NAV)

	31 Dec 2012	31 Dec 2011	31 Dec 2010	31 Dec 2009
NAV (RM'000)	11,027	16,404	19,135	3,403
NAV/Unit (RM)	1.3007	1.1828	1.1439	0.9984
No. of units ('000)	8,477	13,869	16,728	3,409
Highest for the year (RM)	1.3007	1.2151	1.1521	1.0001
Lowest for the year (RM)	1.1709	1.0089	0.9728	0.9984

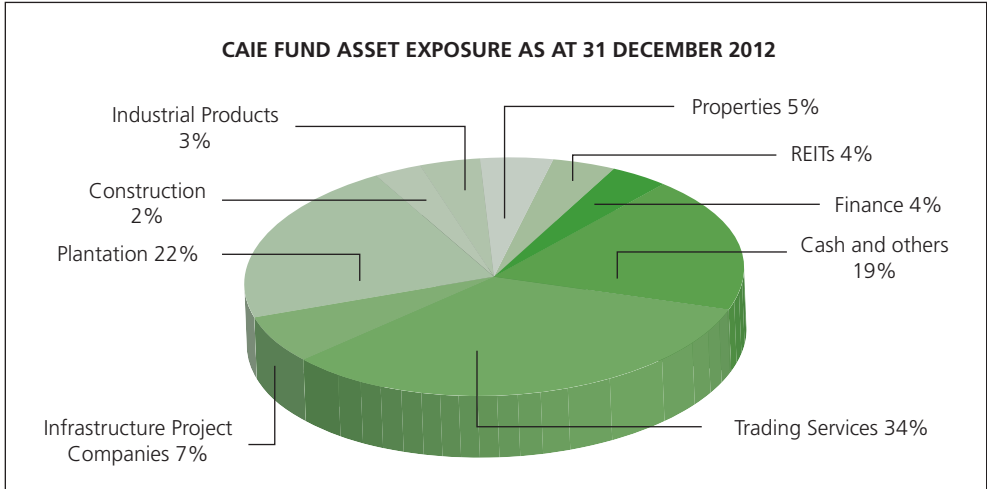
CIMB Aviva Islamic Equity Fund (CAIEF) (cont'd.)

ANALYSIS OF CHANGES IN NET ASSET VALUE (NAV) (cont'd.)

	31 Dec 2012	31 Dec 2011	31 Dec 2010	31 Dec 2009
Annual Return	10.0%	3.4%	14.6%	(0.2%)
Total Annual Return Breakdown				
a) Capital growth	10.0%	3.4%	14.6%	(0.2%)
b) Income distribution	-	-	-	-
Average Annual Return				
a) One year period	10.0%	3.4%	14.6%	(0.2%)
b) Three years period	9.3%	5.9%	-	-
c) Five years period	-	-	-	-
Charges				
a) Fund management fee (%)	1.50%	1.50%	1.50%	1.50%
b) Audit fees (RM'000)	3.5	3.3	3.3	-
c) Taxation (% of annual investment income)	8%	8%	8%	8%
Category and composition of the fund (RM'000)				
Equity	8,966	15,805	17,308	2,107
Trading Services	3,778	6,352	8,286	924
Consumer Products	-	664	407	233
Infrastructure Project Companies	760	1,740	1,674	359
Construction	284	2,488	2,550	192
Industrial Products	386	1,730	1,072	89
Plantation	2,428	2,305	2,928	282
Properties	509	526	392	29
Finance	405	-	-	-
Reits	415	-	-	-
Cash and others	2,060	599	1,827	1,296

CIMB Aviva Islamic Equity Fund (CAIEF) (cont'd.)

ASSET ALLOCATION



EQUITIES	Total Holdings	Cost	Market Value	% of NAV
Al-'Aqar KPJ REIT	322,000	426,653	415,380	3.77
Axiata Group Berhad	34,000	140,091	224,060	2.03
Bimb Holdings Berhad	144,000	443,419	404,640	3.67
Bintulu Port Holdings Berhad	26,200	168,720	183,400	1.66
Dialog Group Berhad	324,400	776,590	778,560	7.06
Digi.Com Berhad	69,000	315,231	365,010	3.31
Genting Plantations Berhad	61,200	487,892	550,800	5.00
KFC Holdings (Malaysia) Berhad	56,400	132,446	223,908	2.03
KPJ Healthcare Berhad	109,000	547,612	625,660	5.67
Kuala Lumpur Kepong Berhad	36,000	650,850	864,000	7.84
Kulim (Malaysia) Berhad	121,000	584,114	592,900	5.38
Lingkar Trans Kota Holdings Berhad	93,000	297,212	395,250	3.58
Malaysia Mining Corp Berhad	130,000	356,947	341,900	3.10
M'sian Resources Corporation Berhad	180,000	379,484	279,000	2.53
Petronas Dagangan Berhad	15,000	332,180	352,500	3.20
Petronas Gas Berhad	19,800	216,099	386,496	3.51
Sarawak Oil Palms Berhad	73,000	443,110	420,480	3.81
Sime Darby Berhad	22,300	191,267	212,296	1.93
Telekom Malaysia Berhad	35,000	99,164	211,400	1.92
Tenaga Nasional Berhad	90,000	608,529	624,600	5.66
UEM Land Holdings Berhad	242,333	561,055	508,899	4.62
WCT BERHAD -WARRANT D	18,000	0	5,310	0.05
Total	2,221,633	8,158,666	8,966,449	

Statement by Manager

I, Muhammad Fikri Mohamad Rawi, Chief Executive Officer of CIMB Aviva Takaful Berhad (“the Manager”), state that, in the opinion of the Manager, the accompanying financial information set out on pages 18 to 27 of CIMB Aviva Takaful Investment-Linked Funds consisting of the CIMB Islamic Market Select 5 Fund (“MS5”), CIMB Aviva Islamic Bond Fund (“CAIBF”) and CIMB Aviva Islamic Equity Fund (“CAIEF”) as at 31 December 2012 have been properly drawn up in accordance with the accounting policies prescribed in Note 2 to the financial information and the Guidelines on Investment-Linked Insurance/Takaful Business issued by Bank Negara Malaysia.

On behalf of the Manager,

MUHAMMAD FIKRI MOHAMAD RAWI
CHIEF EXECUTIVE OFFICER

Kuala Lumpur
29 March 2013

Independent Auditors' Report to the Certificate Holders

REPORT ON THE FINANCIAL INFORMATION

We have audited the financial information of the Funds, which comprise the statements of assets and liabilities as at 31 December 2012, the statements of income and expenditure and changes in net asset value of the Funds for the financial year then ended, and a summary of significant accounting policies and other explanatory notes, as set out on pages 18 to 27.

MANAGER'S RESPONSIBILITY FOR THE FINANCIAL INFORMATION

CIMB Aviva Takaful Berhad ("the Manager of the Funds") is responsible for the preparation of financial information in accordance with the accounting policies prescribed in Note 2 to the financial information and the Guidelines on Investment-Linked Insurance/Takaful Business issued by Bank Negara Malaysia, and for such internal control as the Manager of the Funds determines are necessary to enable the preparation of financial information that are free from material misstatement, whether due to fraud or error.

AUDITORS' RESPONSIBILITY

Our responsibility is to express an opinion on these financial information based on our audit. We conducted our audit in accordance with approved standards on auditing in Malaysia. Those standards require that we comply with ethical requirements and plan and perform the audit to obtain reasonable assurance whether the financial information are free from material misstatement.

An audit involves performing procedures to obtain audit evidence about the amounts and disclosures in the financial information. The procedures selected depend on our judgement, including the assessment of risks of material misstatement of the financial information, whether due to fraud or error. In making those risk assessments, we consider internal control relevant to the Manager's preparation of financial information in order to design audit procedures that are appropriate in the circumstances, but not for the purpose of expressing an opinion on the effectiveness of the Manager's internal control. An audit also includes evaluating the appropriateness of accounting policies used and the reasonableness of accounting estimates made by the Manager, as well as evaluating the overall presentation of the financial information.

We believe that the audit evidence we have obtained is sufficient and appropriate to provide a basis for our audit opinion.

OPINION

In our opinion, the financial information of the Funds have been properly prepared in accordance with the accounting policies prescribed in Note 2 to the financial information and the Guidelines on Investment-Linked Insurance/Takaful Business issued by Bank Negara Malaysia.

Independent Auditors' Report to the Certificate Holders (cont'd.)

OTHER MATTERS

This report is made solely to the certificateholders of the Funds, as a body in accordance with the Guidelines on Investment-Linked Insurance/Takaful Business issued by Bank Negara Malaysia and for no other purpose. We do not assume responsibility to any other person for the content of this report.

PRICEWATERHOUSECOOPERS

(No. AF: 1146)

Chartered Accountants

Kuala Lumpur

29 March 2013

Statements of Assets and Liabilities

as at 31 December 2012

2012

	MSS Fund RM	CAIBF Fund RM	CAIEF Fund RM
Investments:			
– Quoted investments	–	–	8,966,449
– Unquoted corporate debt securities	–	3,823,520	–
– Other investments	30,246,000	–	–
– Fixed and call deposits	–	518,160	2,594,741
Cash and bank balances	143,897	10,940	10,878
Income due and accrued	–	30,505	2,932
Current tax recoverable	4,640	–	–
Receivables	–	211	–
TOTAL ASSETS	30,394,537	4,383,336	11,575,000
Payables	101,923	10,805	297,609
Current tax liabilities	–	25,096	186,218
Deferred tax liabilities	19,680	4,739	64,623
TOTAL LIABILITIES	121,603	40,640	548,450
NET ASSET VALUE ATTRIBUTABLE TO CERTIFICATEHOLDERS	30,272,934	4,342,696	11,026,550
REPRESENTED BY:			
Certificateholders' capital	30,447,641	3,840,281	7,383,344
Undistributed (loss)/gain carried forward	(174,707)	502,415	3,643,206
Certificateholders' liabilities	30,272,934	4,342,696	11,026,550
Units in circulation	29,879,484	3,849,574	8,477,396
Net asset value per unit	1.01	1.13	1.30

Statements of Assets and Liabilities

as at 31 December 2012 (cont'd.)

2011

	MSS Fund RM	CAIBF Fund RM	CAIEF Fund RM
Investments:			
– Quoted investments	–	–	15,804,612
– Unquoted corporate debt securities	–	3,967,300	–
– Other investments	35,058,940	–	–
– Fixed and call deposits	–	292,919	1,214,828
Cash and bank balances	79,048	10,220	10,265
Income due and accrued	–	11,596	6,661
Deferred tax assets	59,285	–	–
Current tax recoverable	5,181	–	–
Receivables	–	407	172
TOTAL ASSETS	35,202,454	4,282,442	17,036,538
Payables	94,226	87,283	431,126
Current tax liabilities	–	14,566	72,126
Deferred tax liabilities	–	14,470	129,921
TOTAL LIABILITIES	94,226	116,319	633,173
NET ASSET VALUE ATTRIBUTABLE TO CERTIFICATEHOLDERS	35,108,228	4,166,123	16,403,365
REPRESENTED BY:			
Certificateholders' capital	36,133,430	3,793,852	13,984,348
Undistributed (loss)/gain carried forward	(1,025,202)	372,271	2,419,017
Certificateholders' liabilities	35,108,228	4,166,123	16,403,365
Units in circulation	35,588,358	3,807,819	13,868,659
Net asset value per unit	0.99	1.09	1.18

Statements of Income and Expenditure

as at 31 December 2012

2012

	MSS Fund RM	CAIBF Fund RM	CAIEF Fund RM
Profit income:			
– Fixed and call deposits	–	7,688	18,253
– Cash and bank balances	407	86	119
– Unquoted corporate debt securities	–	206,036	–
Gross dividend income	–	–	324,935
Gain on disposal of investments	–	99,597	2,073,567
Unrealised capital gain on investments	987,060	–	–
Total income	987,467	313,407	2,416,874
Less:			
Management fees	–	(42,747)	(186,095)
Administrative fees and expenses	(4,072)	(3,500)	(65,893)
Loss on disposal of investments	(58,575)	–	–
Unrealised capital loss on investments	–	(51,654)	(816,208)
Amortisation of premiums on unquoted corporate debt securities	–	(69,998)	–
Total outgo	(62,647)	(167,899)	(1,068,196)
EXCESS OF INCOME OVER OUTGO BEFORE TAXATION	924,820	145,508	1,348,678
TAXATION	(74,325)	(15,364)	(124,489)
EXCESS OF INCOME OVER OUTGO AFTER TAXATION	850,495	130,144	1,224,189
UNDISTRIBUTED (LOSS)/GAIN BROUGHT FORWARD	(1,025,202)	372,271	2,419,017
UNDISTRIBUTED (LOSS)/GAIN CARRIED FORWARD	(174,707)	502,415	3,643,206

Statements of Income and Expenditure

for the Financial Year Ended 31 December 2012 (cont'd.)

2011

	MSS Fund RM	CAIBF Fund RM	CAIEF Fund RM
Profit income:			
– Fixed and call deposits	–	9,915	34,747
– Cash and bank balances	812	–	–
– Unquoted corporate debt securities	–	172,163	–
Gross dividend income	–	–	483,755
Accretion of discounts on unquoted corporate debt securities	–	26,068	–
Gain on disposal of investments	–	–	601,460
Unrealised capital gain on investments	1,639,424	–	40,333
Total income	1,640,236	208,146	1,160,295
Less:			
Management fees	–	(42,776)	(268,289)
Administrative fees and expenses	(3,480)	(3,754)	(30,171)
Loss on disposal of investments	(64,770)	–	–
Unrealised capital loss on investments	–	(3,868)	–
Total outgo	(68,250)	(50,398)	(298,460)
EXCESS OF INCOME OVER OUTGO BEFORE TAXATION	1,571,986	157,748	861,835
TAXATION	(125,971)	(16,342)	(92,824)
EXCESS OF INCOME OVER OUTGO AFTER TAXATION	1,446,015	141,406	769,011
UNDISTRIBUTED (LOSS)/GAIN BROUGHT FORWARD	(2,471,217)	230,865	1,650,006
UNDISTRIBUTED (LOSS)/GAIN CARRIED FORWARD	(1,025,202)	372,271	2,419,017

Statements of Changes in Net Asset Value

as at 31 December 2012

2012

	MS5 Fund RM	CAIBF Fund RM	CAIEF Fund RM
Net asset value at beginning of the financial year	35,108,228	4,166,123	16,403,365
Movements due to units created and cancelled during the financial year:			
Net creation of units	–	226,398	785,004
Net cancellation of units	(5,685,789)	(179,969)	(7,386,008)
	(5,685,789)	46,429	(6,601,004)
Excess of income over outgo after taxation for the financial year:			
Unrealised capital gain/(loss)	987,060	(51,654)	(816,208)
Net realised (loss)/income after taxation	(136,565)	181,798	2,040,397
	850,495	130,144	1,224,189
Net asset value at end of the financial year	30,272,934	4,342,696	11,026,550

Statements of Changes in Net Asset Value

for the Financial Year Ended 31 December 2012 (cont'd.)

2011

	MSS Fund RM	CAIBF Fund RM	CAIEF Fund RM
Net asset value at beginning of the financial year	35,890,502	4,386,530	19,134,929
Movements due to units created and cancelled during the financial year:			
Net creation of units	–	450,146	4,781,917
Net cancellation of units	(2,228,289)	(811,959)	(8,282,492)
	(2,228,289)	(361,813)	(3,500,575)
Excess of income over outgo after taxation for the financial year:			
Unrealised capital gain/(loss)	1,639,424	(3,868)	40,333
Net realised (loss)/income after taxation	(193,409)	145,274	728,678
	1,446,015	141,406	769,011
Net asset value at end of the financial year	35,108,228	4,166,123	16,403,365

Notes to the Financial Information

for the Financial Year Ended 31 December 2012

1. PRINCIPAL ACTIVITIES AND GENERAL INFORMATION

CIMB Aviva Takaful Investment-linked Funds consist of CIMB Islamic Market Select 5 Fund ("MS5"), CIMB Aviva Islamic Bond Fund ("CAIBF") and CIMB Aviva Islamic Equity Fund ("CAIEF") (herein referred to collectively as "the Funds").

The principal activities of the Funds are to invest in authorised investments. MS5 was launched on 10 October 2008. CAIBF and CAIEF were launched on 8 December 2009. The objectives of the Funds are laid out on page 4 to page 5. During the financial year, Takaful Global Giant ("TGG") fund has matured on 22 July 2012 and consequently is no longer disclosed in the financial information.

The Manager of the Funds is CIMB Aviva Takaful Berhad, a company incorporated in Malaysia, engaged principally in the underwriting of General and Family Takaful business, including investment-linked business.

The Funds' activities are conducted strictly in accordance with the requirement of the Shariah principles and are monitored by the Shariah Committee of the Manager.

2. SUMMARY OF SIGNIFICANT ACCOUNTING POLICIES

The following accounting policies have been used consistently in dealing with items which are considered material in relation to the financial information.

(a) Basis of preparation

The financial information of the Funds are prepared under the historical cost convention except as disclosed in this summary of significant accounting policies. The financial information have been prepared in accordance with the accounting policies described in Note 2 to the financial information and the Guidelines on Investment-Linked Insurance/Takaful Business issued by Bank Negara Malaysia ("BNM") in all material aspects.

The preparation of the financial information requires the use of estimates and assumptions that affect the reported amount of assets and liabilities and disclosure of contingent assets and liabilities at the date of the financial information, and the reported amounts of income and expenses during the reported financial year. It also requires Manager to exercise its judgement in the process of applying the Company's accounting policies. Although these estimates are based on the Manager's best knowledge of current events and actions, actual results may differ from those estimates.

However, the Manager is of the opinion that there are currently no areas where assumptions and estimates that have a significant risk of causing a material adjustment to the carrying amount of assets and liabilities within the next financial year and no accounting policies which requires significant judgement to be exercised.

Notes to the Financial Information

for the Financial Year Ended 31 December 2012 (cont'd.)

2. SUMMARY OF SIGNIFICANT ACCOUNTING POLICIES (cont'd.)

(b) Investments

- (i) Fair value through profit or loss financial assets

Investments of the Funds are designated at initial recognition at fair value through profit or loss as they are managed and evaluated on a fair value basis in accordance with the respective investment strategy and mandate.

All purchases of investments are recognised on their trade dates, i.e. the date the commitment exists to purchase the investments. The investments are initially recorded at cost, being the fair value of the consideration given. The attributable transaction costs are recognised in the statement of income and expenditure when incurred.

After initial recognition, the investments are recorded at fair value and the unrealised gains or losses on re-measurement to fair value are recognised in the statement of income and expenditure.

- (ii) Fair value of financial assets

Quoted investments comprising equity securities are valued at the market value at the date of the statement of assets and liabilities. Fair value of quoted securities is determined by reference to the stock exchange closing price at the date of the statement of assets and liabilities.

Fair values of unquoted investments comprising corporate debt securities are based on indicative fair market prices by reference to quotations provided by a bond pricing agency at the date of the statement of assets and liabilities.

Fair value of other investments comprising floating rate negotiable instrument of deposits is valued at price quoted by the issuing financial institution at the date of the statement of assets and liabilities.

Fair values of fixed and call deposits are stated at their carrying amounts at the date of the statement of assets and liabilities.

Any increase or decrease in the value of these investments is credited or charged to the statement of income and expenditure.

(c) Net creation of units

Net creation of units represents Takaful contributions paid by certificateholders as payment for a new contract or subsequent payments to increase the amount of that contract. Net creation of units is recognised on a receipt basis.

Notes to the Financial Information

for the Financial Year Ended 31 December 2012 (cont'd.)

2. SUMMARY OF SIGNIFICANT ACCOUNTING POLICIES (cont'd.)

(d) Net cancellation of units

Net cancellation of units represents cancellation of units arising from surrenders and withdrawals by certificateholders. Net cancellation of units is recognised upon surrendering of the related Takaful contract.

(e) Income recognition

Profit income on fixed and call deposits and unquoted corporate debt securities is recognised on a time proportion basis that takes into account the effective yield of the asset.

Dividend income is recognised when the right to receive payment is established.

Gains or losses arising from the disposal of investments are calculated by comparing the net proceeds with the cost of the investments and are credited or charged to the statement of income and expenditure.

(f) Taxation

Current tax expense is determined according to the tax laws of the jurisdiction in which the Funds operate and includes all taxes based upon the taxable profits.

Deferred tax is recognised in full, using the liability method, on temporary differences arising between the amounts attributed to assets and liabilities for tax purposes and their carrying amounts in the financial information.

Deferred tax assets are recognised to the extent that it is probable that taxable profits will be available against which the deductible temporary differences or unused tax losses can be utilised.

Deferred tax is determined using tax rates that have been substantively enacted by the date of the statement of assets and liabilities and are expected to apply when the related deferred tax asset is realised or when the deferred tax liability is settled.

(g) Management fees

Management fees are calculated on a daily basis based on the net asset values of the Funds.

(h) Cash and cash equivalents

Cash and cash equivalents consist of cash and bank balances, excluding fixed and call deposits that are held for investment purposes.

Notes to the Financial Information

for the Financial Year Ended 31 December 2012 (cont'd.)

3. INVESTMENTS

The details of investments of the Funds are set out on page 6 to 14 of the Fund Performance Report.

4. PERFORMANCE TABLE

The performance table of the Funds are set out on page 6 to 14 of the Fund Performance Report.

Perutusan Ketua Pegawai Eksekutif

Pemegang Kontrak Yang Dihargai,

Dengan sukacitanya kami menyampaikan Laporan Prestasi Dana Berkaitan-Pelaburan Takaful 2012 untuk semakan anda.

2012 merupakan tahun yang membanggakan di mana kami menyaksikan pertumbuhan dan pencapaian syarikat yang mampan melalui usaha gigih dan komitmen jitu kami dari segi operasi dan inovasi produk serta perkhidmatan yang cemerlang.

Kami amat menghargai kepercayaan yang telah anda berikan dan kami akan sentiasa teliti dan peka dalam menentukan pilihan pelaburan untuk menguruskan wang anda. Yang penting sekali, kami beriltizam untuk membantu melindungi anda dan orang tersayang dari segi kewangan.

Terima kasih di atas sokongan anda yang berterusan dan semoga anda dikurniakan kemakmuran dan kesihatan yang unggul.

Muhammad Fikri Mohamad Rawi
Ketua Pegawai Eksekutif
CIMB Aviva Takaful Berhad

Ulasan Pasaran

Ulasan Pasaran dan Unjuran 2013

Ekonomi global mengalami pertumbuhan 3% pada tahun 2012, dengan kadar yang lebih perlahan berbanding 3.8% pada tahun 2011 dan 5.1% pada tahun 2010. Krisis hutang negara Eropah dan ketidakpastian pasaran yang berterusan menjadikan pertumbuhan global kekal samar. Langkah penjimatan yang disarankan untuk menyelesaikan krisis hutang Eropah telah menjejaskan aktiviti ekonomi dan meningkatkan kadar pengangguran, sekaligus menyebabkan kehilangan keyakinan dan menghadkan corak perbelanjaan. Dengan keadaan semasa tidak mengejutkan apabila bank pusat G3 mengambil langkah berwaspada, dengan meningkatkan kecairan untuk dialirkan ke dalam sistem kewangan.

Di Malaysia, Keluaran Dalam Negara Kasar dijangka berkembang pada kadar sederhana 4.7% untuk tahun 2013 berbanding asas yang tinggi sekitar +5.2% pada tahun 2012. Pelaksanaan dasar gaji minimum yang bermula pada 1 Januari 2013 serta perlanjutan program rasionalisasi subsidi selepas pilihanraya umum mungkin akan menyebabkan tekanan inflasi. Aras inflasi untuk 2013 dijangka akan meningkat lebih tinggi dengan purata sekitar 2.0% - 2.5% berbanding catatan 1.6% pada 2012. Berdasarkan unjuran inflasi yang lebih tinggi, pasaran menjangkakan akan berlaku kemungkinan kenaikan kadar faedah oleh Bank Negara Malaysia pada pertengahan tahun 2013.

Pasaran bon menyaksikan minat belian yang baik untuk kedua-dua sekuriti konvensional dan sukuk kerajaan di mana permintaan telah didorong oleh penyertaan asing yang tinggi di dalam bidaan utama. Hasilnya, pegangan asing dalam sekuriti hutang Malaysia berbanding jumlah terbitan mencatat paras tertinggi 45%. Bank Negara Malaysia pula, telah mengekalkan OPR pada kadar 3.0% sepanjang tahun tatkala ekonomi berkembang pada kepesatan sederhana. Pasaran bon Malaysia dijangka mengukuh pada 2013 dengan anggaran terbitan kasar sekuriti hutang kerajaan dan swasta masing-masing di antara RM90 hingga RM100 bilion.

Indeks Shariah FBM ditutup tinggi pada paras 11,520.70, dengan pulangan sekitar 11.8% untuk tahun 2012. Terdapat beberapa sesi kitaran pengambilan untung yang berlaku di sepanjang tahun dengan bulan November mencatatkan Indeks yang paling teruk untuk tahun 2012. Indeks November mencatatkan pulangan -4.79% (tahunan - 46.1%) berikutan faktor tekanan jualan. Sektor seperti minyak & gas, telekomunikasi dan REITs adalah antara sektor berprestasi tinggi manakala komoditi secara amnya agak tenggelam. Tahun 2013 kita menjangkakan pasaran kekal berwaspada memandangkan penilaian di pasaran ekuiti masih agak mahal berdasarkan konsensus jangkaan harga/pulangan berbanding jangkaan pertumbuhan perolehan digit tunggal yang rendah.

Melangkah ke hadapan, kami akan terus mengimbangi portfolio pelaburan berlandaskan Shariah agar sejajar dengan mandat dan objektif dana-dana berkaitan melalui pelaburan di dalam sukuk dan kepelbagaian pilihan ekuiti yang mematuhi prinsip Shariah.

Objektif/Dasar Dana

DANA TAKAFUL GLOBAL GIANT (TGG)

Objektif dana ini adalah untuk melindungi modal pada akhir tempoh 5 tahun dan menjana potensi pulangan pelaburan yang lebih tinggi dari kadar simpanan tetap semasa.

Tarikh Matang: 22 Julai 2012

Pelaburan dana	Produk Berstruktur Islam Global Giants 5-tahun
Profil risiko pelabur	Tinggi
Tempoh pelaburan pelabur	5 tahun

Nota: Tidak terdapat sebarang perubahan di dalam objektif, sekatan dan had dana pada tahun semasa

DANA CIMB ISLAMIC MARKET SELECT 5-TAHUN (MS5)

Objektif produk ini ialah untuk melabur sepenuhnya di dalam Instrumen Deposit Islam Boleh Runding (NID-i), untuk pengkalan modal dengan syarat pelaburan tersebut dipegang sehingga tamat tempoh pelaburan/takaful 5 tahun, dengan dividennya dibayar secara tahunan serta potensi pulangan pelaburan yang lebih tinggi daripada kadar simpanan tetap semasa.

Tarikh Matang: 09 Oktober 2013

Pelaburan dana	Instrumen Deposit Islam Boleh Runding 5-tahun (NID-i)
Profil risiko pelabur	Rendah
Tempoh pelaburan pelabur	5 tahun

Nota: Tidak terdapat sebarang perubahan di dalam objektif, sekatan dan had dana pada tahun semasa

DANA CIMB AVIVA ISLAMIC BOND (CAIBF)

Objektif dana ini adalah untuk menyediakan pulangan pendapatan terutamanya melalui pelaburan dalam bon-bon Malaysia yang berlandaskan Shariah dan lain-lain sekuriti pendapatan tetap berlandaskan Shariah.

Nilai Aset Bersih (NAB) dana mungkin dilaburkan di dalam sekuriti pendapatan tetap Malaysia yang berlandaskan Shariah. Kesemua sekuriti pendapatan tetap baru mesti mempunyai penarafan minimum "AA3" atau "P1" atau seumpamanya seperti yang ditentukan oleh agensi penarafan yang diiktiraf di Malaysia. Selaras dengan objektif ini, strategi dan dasar pelaburan dana adalah untuk melabur di dalam pelbagai portfolio sekuriti pendapatan tetap yang diluluskan pada setiap masa.

Sekuriti pendapatan tetap berlandaskan Shariah	Minimum 80% sekuriti pendapatan tetap
Pemilihan sekuriti pendapatan tetap berlandaskan Shariah untuk dana	Sekuriti pendapatan tetap Islam yang mempunyai penarafan minimum "AA3" atau "P1" atau seumpamanya seperti yang ditentukan oleh agensi penarafan yang diiktiraf di Malaysia.
Profil risiko pelabur	Rendah
Tempoh pelaburan pelabur	5-7 tahun

Nota: Tidak terdapat sebarang perubahan di dalam objektif, sekatan dan had dana pada tahun semasa

Objektif/Dasar Dana (samb.)

DANA CIMB AVIVA ISLAMIC EQUITY (CAIEF)

Objektif dana ialah untuk menyediakan pertumbuhan modal untuk tempoh jangka sederhana hingga panjang terutamanya melalui ekuiti berlandaskan Shariah yang berunsurkan pertumbuhan daripada Senarai Sekuriti Berlandaskan Shariah oleh Majlis Penasihat Shariah, Suruhanjaya Sekuriti Malaysia.

Dana ini boleh melaburkan sehingga 98% daripada Nilai Aset Bersihnya (NAB) di dalam ekuiti berlandaskan Shariah daripada Senarai Sekuriti Berlandaskan Shariah oleh Majlis Penasihat Shariah, Suruhanjaya Sekuriti Malaysia. Sejajar dengan objektifnya, strategi dana ini akan memberi tumpuan kepada pelaburan di dalam saham syarikat-syarikat yang berpotensi untuk naik serta disenaraikan di papan utama Bursa Malaysia Berhad (BMB).

Julat ekuiti berlandaskan Shariah	Minimum 80%, Maksimum 98%
Aset cair***	Baki
Pemilihan ekuiti untuk dana	Senarai Sekuriti Berlandaskan Shariah oleh Majlis Penasihat Shariah, Suruhanjaya Sekuriti Malaysia
Profil risiko pelabur	Tinggi
Tempoh pelaburan pelabur	5-10 tahun

***Sekuriti pendapatan tetap, letakan jangka pendek dan tunai berlandaskan Shariah.

Nota: Tidak terdapat sebarang perubahan di dalam objektif, sekatan dan had dana pada tahun semasa

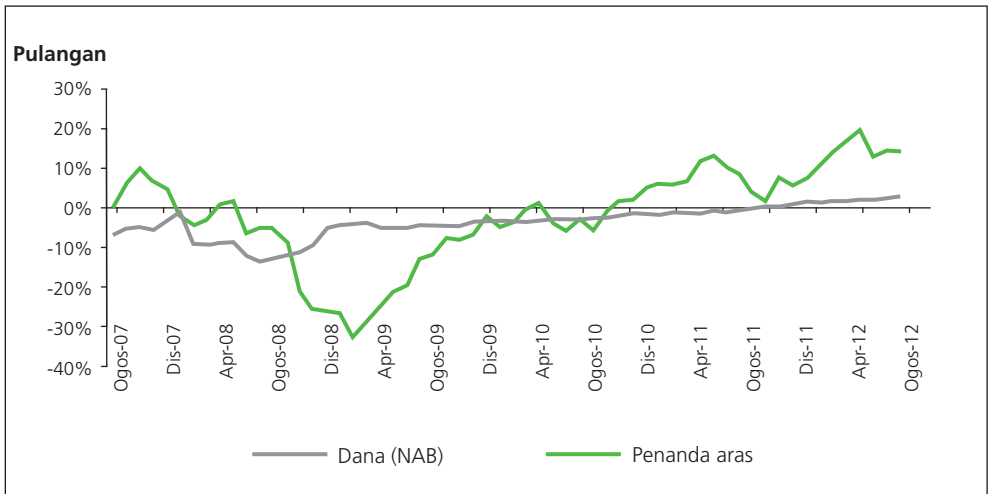
Dana Takaful Global Giant (TGG)

Apakah Prestasi Dana untuk tempoh dinyatakan dan sejak dilancarkan sehingga tarikh matang?

	23 Jul 2012 (%)	31 Dis 2011 (%)	31 Dis 2010 (%)	31 Dis 2009 (%)	31 Dis 2008 (%)	Sejak Dilancarkan (%)
Prestasi (NAB)	1.8	2.9	2.2	1.6	(2.1)	3.3
Penanda aras (Indeks Rujukan)	6.6	2.4	7.8	35.0	(31.1)	15.5

Dana mencatatkan pulangan positif sebanyak 1.8% berbanding penanda arasnya yang mencatatkan 6.6% untuk tempoh di bawah ulasan.

PRESTASI DANA TGG SEJAK DILANCARKAN



ANALISA PERUBAHAN NILAI ASET BERSIH (NAB)

	23 Jul 2012	31 Dis 2011	31 Dis 2010	31 Dis 2009	31 Dis 2008
NAB (RM'000)	134,666	133,076	140,667	152,622	162,138
NAB/Unit (RM)	1.0329	1.0148	0.9859	0.9647	0.9493
Jumlah unit ('000)	130,372	131,135	142,676	158,207	170,802
Tertinggi untuk tahun (RM)	1.0329	1.0148	0.9859	0.9655	0.9673
Terdah untuk tahun (RM)	1.0154	0.9861	0.9650	0.9483	0.8869

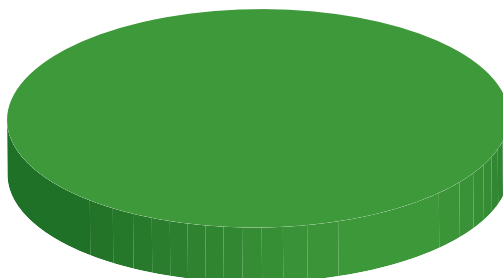
Dana Takaful Global Giant (TGG) (samb.)

ANALISA PERUBAHAN NILAI ASET BERSIH (NAB) (sambungan)

	23 Jul 2012	31 Dis 2011	31 Dis 2010	31 Dis 2009	31 Dis 2008
Pulangan Tahunan	1.8%	2.9%	2.2%	1.6%	(2.1%)
Pecahan Jumlah Pulangan Tahunan					
a) Pertumbuhan modal	1.8%	2.9%	2.2%	1.6%	(2.1%)
b) Agihan pendapatan	-	-	-	-	-
Purata Pulangan Tahunan					
a) Tempoh satu tahun	1.8%	2.9%	2.2%	1.6%	(2.1%)
b) Tempoh tiga tahun	2.3%	2.3%	0.6%	-	-
c) Tempoh lima tahun	1.3%	-	-	-	-
Caj					
a) Yuran audit (RM'000)	3.3	3.3	3.3	-	-
b) Cukai	8%	8%	8%	8%	8%
Agihan dividen pada 2012 - Tiada					

PEMBAHAGIAN ASET

PENDEDAHAN ASET DANA TGG PADA 23 JULAI 2012



FRNID-i
100%

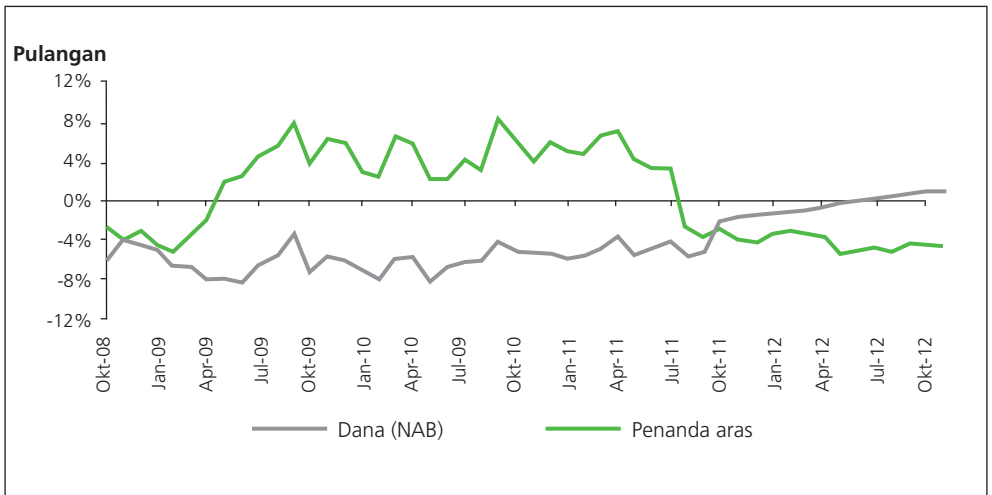
Dana CIMB Islamic Market Select 5-Tahun (MS5)

Apakah Prestasi Dana untuk tempoh dinyatakan dan sejak dilancarkan sehingga 31 Disember 2012?

	31 Dis 2012 (%)	31 Dis 2011 (%)	31 Dis 2010 (%)	31 Dis 2009 (%)	31 Dis 2008 (%)	Sejak Dilancarkan (%)
Prestasi (NAB)	2.7	4.2	0.7	(1.7)	(4.4)	1.3
Penanda aras (Indeks Rujukan)	(0.1)	(9.3)	0.2	9.0	(3.0)	(4.0)

Dana mencatatkan pulangan positif sebanyak 2.7% berbanding penanda arasnya yang mencatatkan -0.1% untuk tempoh di bawah ulasan.

PRESTASI DANA MS5 SEJAK DILANCARKAN



ANALISA PERUBAHAN NILAI ASET BERSIH (NAB)

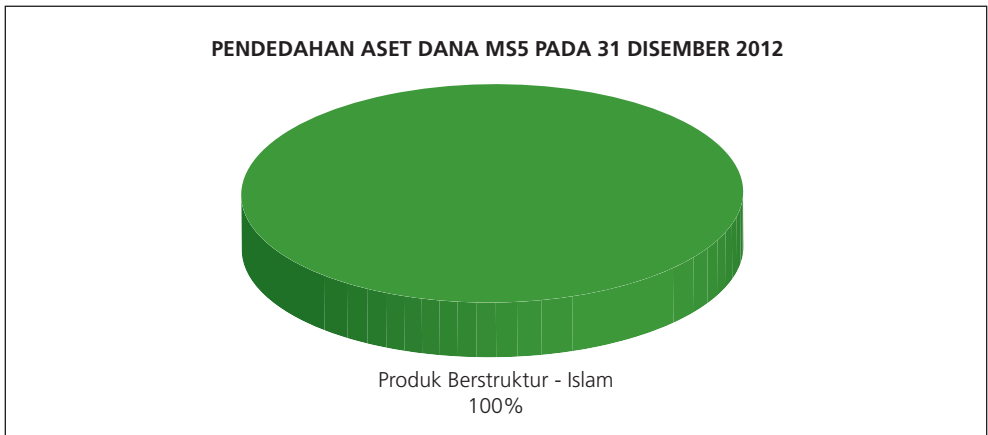
	31 Dis 2012	31 Dis 2011	31 Dis 2010	31 Dis 2009	31 Dis 2008
NAB (RM'000)	30,273	35,108	35,891	39,042	43,302
NAB/Unit (RM)	1.0132	0.9865	0.9468	0.9401	0.9563
Jumlah unit ('000)	29,879	35,588	37,906	41,528	45,279
Tertinggi untuk tahun (RM)	1.0132	0.9865	0.9694	0.9682	1.0000
Terendah untuk tahun (RM)	0.9872	0.9416	0.9171	0.9178	0.9378

Dana CIMB Islamic Market Select 5-Tahun (MS5) (samb.)

ANALISA PERUBAHAN NILAI ASET BERSIH (NAB) (sambungan)

	31 Dis 2012	31 Dis 2011	31 Dis 2010	31 Dis 2009	31 Dis 2008
Pulangan Tahunan	2.7%	4.2%	0.7%	(1.7%)	(4.4%)
Pecahan Jumlah Pulangan Tahunan					
a) Pertumbuhan modal	2.7%	4.2%	0.7%	(1.7%)	(4.4%)
b) Agihan pendapatan	-	-	-	-	-
Purata Pulangan Tahunan					
a) Tempoh satu tahun	2.7%	4.2%	0.7%	(1.7%)	(4.4%)
b) Tempoh tiga tahun	2.5%	1.1%	(1.8%)	-	-
c) Tempoh lima tahun	0.3%	-	-	-	-
Caj					
a) Yuran audit (RM'000)	3.5	3.3	3.3	-	-
b) Cukai	8.0%	8.0%	8.0%	8.0%	8.0%
Agihan dividen pada 2012 - Tiada					

PEMBAHAGIAN ASET



Pembahagian Aset

	Jumlah Pegangan RM'000	Kos RM'000	Nilai Pasaran RM'000	% NAB
Produk Berstruktur - Islamic	30,000,000	30,000,000	30,246,000	100

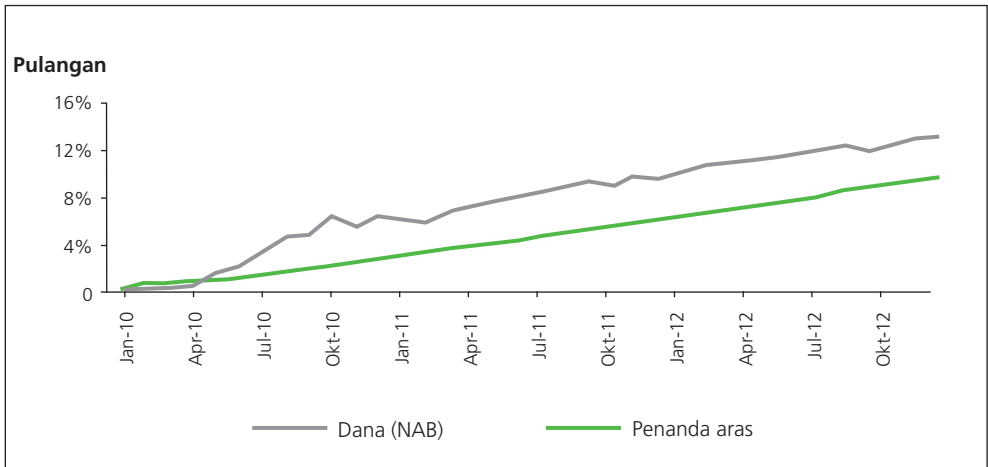
Dana CIMB Aviva Islamic Bond (CAIBF)

Apakah Prestasi Dana untuk tempoh dinyatakan dan sejak dilancarkan sehingga 31 Disember 2012?

	31 Dis 2012 (%)	31 Dis 2011 (%)	31 Dis 2010 (%)	31 Dis 2009 (%)	Sejak Dilancarkan (%)
Prestasi (NAB)	3.1	3.4	5.8	0.0	12.8
Penanda aras (GIA 12-bulan)*	3.2	3.3	2.8	0.2	9.6

Dana mencatatkan pulangan positif sebanyak 3.1% berbanding penanda arasnya yang mencatatkan 3.2% untuk tempoh di bawah ulasan.

PRESTASI DANA CAIB SEJAK DILANCARKAN



ANALISA PERUBAHAN NILAI ASET BERSIH (NAB)

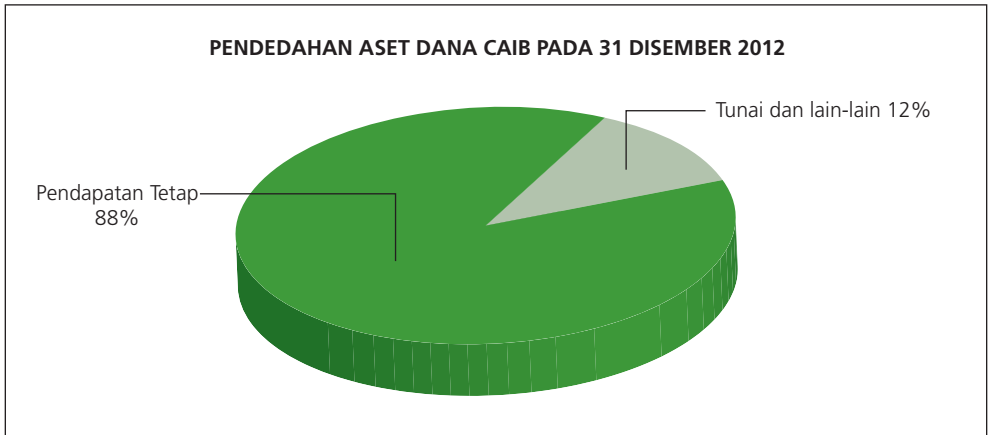
	31 Dis 2012	31 Dis 2011	31 Dis 2010	31 Dis 2009
NAB (RM'000)	4,343	4,166	4,387	3,044
NAB/Unit (RM)	1.1281	1.0940	1.0585	1.0004
Jumlah unit ('000)	3,850	3,808	4,144	3,043
Tertinggi untuk tahun (RM)	1.1281	1.0952	1.0600	1.0004
Terendah untuk tahun (RM)	1.0940	1.0575	1.0004	1.0000
Pulangan Tahunan	3.1%	3.4%	5.8%	0.0%
Pecahan Jumlah Pulangan Tahunan				
a) Pertumbuhan modal	3.1%	3.4%	5.8%	0.0%
b) Agihan pendapatan	-	-	-	-

Dana CIMB Aviva Islamic Bond (CAIBF) (samb.)

ANALISA PERUBAHAN NILAI ASET BERSIH (NAB) (sambungan)

	31 Dis 2012	31 Dis 2011	31 Dis 2010	31 Dis 2009
Purata Pulangan Tahunan				
a) Tempoh satu tahun	3.1%	3.4%	5.8%	0.0%
b) Tempoh tiga tahun	4.1%	3.1%	-	-
c) Tempoh lima tahun	-	-	-	-
Caj				
a) Yuran pengurusan dana (%)	1.0%	1.0%	1.0%	1.0%
b) Yuran audit (RM'000)	3.5	3.3	3.3	-
c) Cukai	8.0%	8.0%	8.0%	8.0%
Kategori dan komposisi dana (RM'000)				
Pendapatan Tetap	3,824	3,967	3,945	-
Tunai dan lain-lain	519	199	441	3,044

PEMBAHAGIAN ASET



SEKURITI PENDAPATAN TETAP

	Tarikh Matang	Penarafan	Jumlah Pegangan RM'000	Kos RM'000	Nilai Pasaran RM'000	% NAB
Binariang GSM Sdn Bhd	27-Dec-2013	AA3	1,731	1,772	1,756	40.44
Malakoff Corporation Bhd	29-Apr-2016	AA3	1000	988	1,052	24.23
Plus Expressways Bhd	12-Jan-2018	AAA	1000	1,005	1,015	23.37
Jumlah			3,731	3,764	3,824	

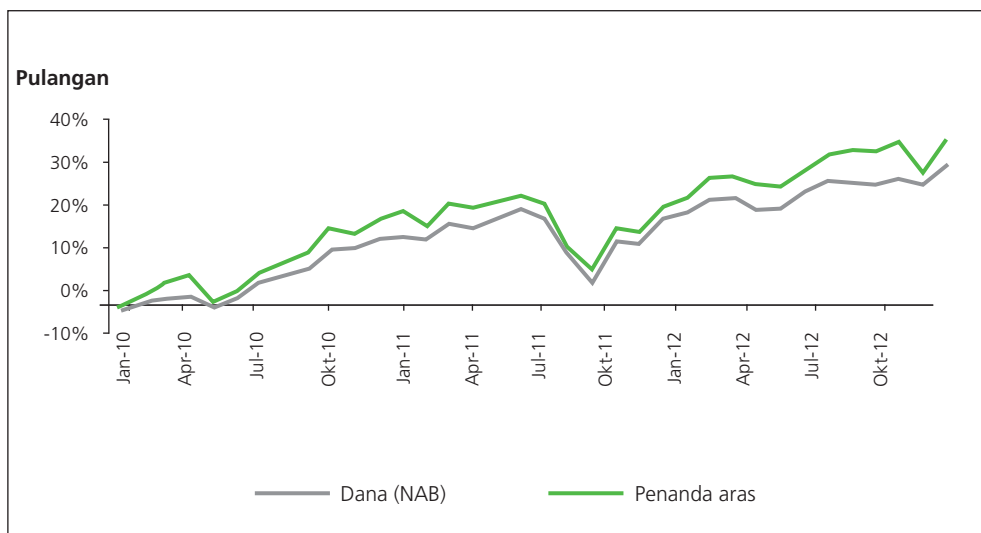
Dana CIMB Aviva Islamic Equity (CAIEF)

Apakah Prestasi Dana untuk tempoh dinyatakan dan sejak dilancarkan sehingga 31 Disember 2012?

	31 Dis 2012 (%)	31 Dis 2011 (%)	31 Dis 2010 (%)	31 Dis 2009 (%)	Sejak Dilancarkan (%)
Prestasi (NAB)	10.0	3.4	14.6	(0.2)	30.3
Penanda aras (FBMS)	11.8	2.4	18.2	1.0	35.4

Dana mencatatkan pulangan positif sebanyak 10.0% berbanding penanda arasnya yang mencatatkan 11.8% untuk tempoh di bawah ulasan.

PRESTASI DANA CAIE SEJAK DILANCARKAN



ANALISA PERUBAHAN NILAI ASET BERSIH (NAB)

	31 Dis 2012	31 Dis 2011	31 Dis 2010	31 Dis 2009
NAB (RM'000)	11,027	16,404	19,135	3,403
NAB/Unit (RM)	1.3007	1.1828	1.1439	0.9984
Jumlah unit ('000)	8,477	13,869	16,728	3,409
Tertinggi untuk tahun (RM)	1.3007	1.2151	1.1521	1.0001
Terendah untuk tahun (RM)	1.1709	1.0089	0.9728	0.9984

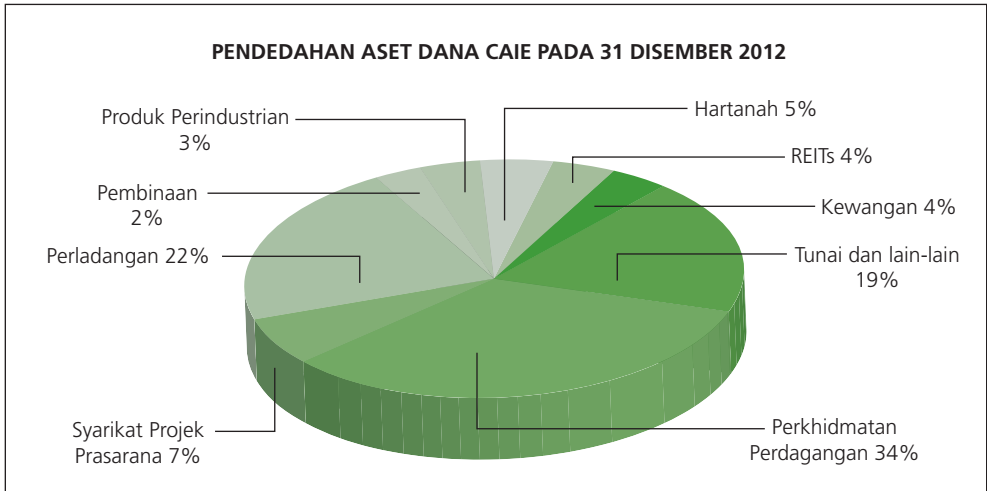
Dana CIMB Aviva Islamic Equity (CAIEF) (samb.)

ANALISA PERUBAHAN NILAI ASET BERSIH (NAB) (sambungan)

	31 Dis 2012	31 Dis 2011	31 Dis 2010	31 Dis 2009
Pulangan Tahunan	10.0%	3.4%	14.6%	(0.2%)
Pecahan Jumlah Pulangan Tahunan				
a) Pertumbuhan modal	10.0%	3.4%	14.6%	(0.2%)
b) Agihan pendapatan	-	-	-	-
Purata Pulangan Tahunan				
a) Tempoh satu tahun	10.0%	3.4%	14.6%	(0.2%)
b) Tempoh tiga tahun	9.3%	5.9%	-	-
c) Tempoh lima tahun	-	-	-	-
Caj				
a) Yuran pengurusan dana (%)	1.50%	1.50%	1.50%	1.50%
b) Yuran audit (RM'000)	3.5	3.3	3.3	-
c) Cukai	8%	8%	8%	8%
Kategori dan komposisi dana (RM'000)				
Ekuiti	8,966	15,805	17,308	2,107
Perkhidmatan Perdagangan	3,778	6,352	8,286	924
Barangan Pengguna	-	664	407	233
Syarikat Projek Prasarana	760	1,740	1,674	359
Pembinaan	284	2,488	2,550	192
Produk Perindustrian	386	1,730	1,072	89
Perladangan	2,428	2,305	2,928	282
Hartanah	509	526	392	29
Kewangan	405	-	-	-
Reits	415	-	-	-
Tunai dan lain-lain	2,060	599	1,827	1,296

Dana CIMB Aviva Islamic Equity (CAIEF) (samb.)

PEMBAHAGIAN ASET



EKUITI	Jumlah Pegangan	Kos	Nilai Pasaran	% NAB
Al-'Aqar KPJ REIT	322,000	426,653	415,380	3.77
Axiata Group Berhad	34,000	140,091	224,060	2.03
BIMB Holdings Berhad	144,000	443,419	404,640	3.67
Bintulu Port Holdings Berhad	26,200	168,720	183,400	1.66
Dialog Group Berhad	324,400	776,590	778,560	7.06
Digi.Com Berhad	69,000	315,231	365,010	3.31
Genting Plantations Berhad	61,200	487,892	550,800	5.00
KFC Holdings (Malaysia) Berhad	56,400	132,446	223,908	2.03
KPJ Healthcare Berhad	109,000	547,612	625,660	5.67
Kuala Lumpur Kepong Berhad	36,000	650,850	864,000	7.84
Kulim (Malaysia) Berhad	121,000	584,114	592,900	5.38
Lingkar Trans Kota Holdings Berhad	93,000	297,212	395,250	3.58
Malaysia Mining Corp Berhad	130,000	356,947	341,900	3.10
M'sian Resources Corporation Berhad	180,000	379,484	279,000	2.53
Petronas Dagangan Berhad	15,000	332,180	352,500	3.20
Petronas Gas Berhad	19,800	216,099	386,496	3.51
Sarawak Oil Palms Berhad	73,000	443,110	420,480	3.81
Sime Darby Berhad	22,300	191,267	212,296	1.93
Telekom Malaysia Berhad	35,000	99,164	211,400	1.92
Tenaga Nasional Berhad	90,000	608,529	624,600	5.66
UEM Land Holdings Berhad	242,333	561,055	508,899	4.62
WCT BERHAD -WARRANT D	18,000	0	5,310	0.05
Jumlah	2,221,633	8,158,666	8,966,449	

Penyata Pengurus

Saya, Muhammad Fikri Mohamad Rawi, Ketua Pegawai Eksekutif CIMB Aviva Takaful Berhad ("Pengurus"), menyatakan bahawa, pada pendapat Pengurus, maklumat kewangan yang dinyatakan pada halaman 44 hingga 53 Dana-dana Berkaitan-Pelaburan CIMB Aviva Takaful yang merangkumi Dana CIMB Islamic Market Select 5 ("MS5"), Dana CIMB Aviva Islamic Bond ("CAIBF") dan Dana CIMB Aviva Islamic Equity ("CAIEF") pada 31 Disember 2012 telah disediakan dengan sewajarnya selaras dengan dasar perakaunan yang dinyatakan dalam Nota 2 kepada maklumat kewangan dan Garis Panduan mengenai Perniagaan Insurans/Takaful Berkaitan-Pelaburan yang diterbitkan oleh Bank Negara Malaysia.

Bagi pihak Pengurus,

MUHAMMAD FIKRI MOHAMAD RAWI
KETUA PEGAWAI EKSEKUTIF

Kuala Lumpur
29 Mac 2013

Laporan Juruaudit Bebas kepada Para Pemegang Sijil

LAPORAN MENGENAI MAKLUMAT KEWANGAN

Kami telah mengaudit maklumat kewangan Dana-dana, yang merangkumi penyata aset dan liabiliti sehingga pada 31 Disember 2012, penyata pendapatan dan perbelanjaan dan penyata perubahan nilai aset bersih Dana-dana untuk tahun kewangan yang telah berakhir, dan ringkasan dasar perakaunan penting serta lain-lain nota penjelasan, sebagaimana dinyatakan di mukasurat 44 hingga 53.

TANGGUNGJAWAB PENGURUS KE ATAS MAKLUMAT KEWANGAN

CIMB Aviva Takaful Berhad, ("Pengurus Dana") bertanggungjawab ke atas penyediaan maklumat kewangan selaras dengan dasar perakaunan yang dinyatakan dalam Nota 2 kepada maklumat kewangan dan Garis Panduan mengenai Perniagaan Insurans/Takaful Berkaitan-Pelaburan yang diterbitkan oleh Bank Negara Malaysia, dan untuk kawalan dalaman sebagaimana dianggap perlu oleh Pengurus Dana untuk membolehkan penyediaan maklumat kewangan yang bebas daripada kesilapan pernyataan material, sama ada disebabkan oleh penipuan atau kesilapan.

TANGGUNGJAWAB JURUAUDIT

Tanggungjawab kami adalah untuk menyatakan pendapat kami mengenai maklumat kewangan tersebut berdasarkan audit kami. Kami telah menjalankan audit kami selaras dengan piawaian pengauditan yang diluluskan di Malaysia. Piawaian tersebut memerlukan kami mematuhi keperluan etika serta merancang dan melaksanakan audit tersebut untuk mendapatkan jaminan yang sewajarnya sama ada maklumat kewangan tersebut adalah bebas daripada kesilapan pernyataan material.

Pengauditan merangkumi pelaksanaan prosedur untuk mendapatkan bukti audit mengenai amaun dan pendedahan di dalam maklumat kewangan. Prosedur yang dipilih bergantung kepada pertimbangan kami, termasuk penilaian risiko kesilapan pernyataan maklumat kewangan, sama ada disebabkan oleh penipuan atau kesilapan. Untuk melakukan penilaian risiko tersebut, kami mempertimbangkan faktor kawalan dalaman berkaitan dengan penyediaan maklumat kewangan tersebut oleh Pengurus sebagai cara untuk mencipta prosedur audit yang wajar mengikut keadaan tersebut, tetapi bukan bertujuan untuk memberikan pendapat mengenai keberkesanan kawalan dalaman Pengurus. Pengauditan juga merangkumi penilaian kesesuaian dasar perakaunan yang digunakan dan kewajaran anggaran yang dibuat oleh Pengurus, serta menilai pembentangan keseluruhan maklumat kewangan tersebut.

Kami percaya bukti audit yang telah kami perolehi adalah mencukupi dan bersesuaian untuk menyediakan asas untuk pendapat audit kami.

PENDAPAT

Pada pendapat kami, maklumat kewangan telah disediakan selaras dengan dasar perakaunan yang dinyatakan dalam Nota 2 kepada maklumat kewangan dan Garis Panduan mengenai Perniagaan Insurans/Takaful Berkaitan-Pelaburan yang diterbitkan oleh Bank Negara Malaysia.

Laporan Juruaudit Bebas kepada Para Pemegang Sijil (samb.)

PERKARA LAIN

Laporan ini dibuat khusus untuk Pemegang Sijil Dana-dana, sebagai satu perbadanan selaras dengan dan Garis Panduan mengenai Perniagaan Insurans/Takaful Berkaitan-Pelaburan yang diterbitkan oleh Bank Negara Malaysia, dan bukan untuk tujuan lain. Kami tidak bertanggungjawab kepada mana-mana pihak untuk kandungan laporan ini.

PRICEWATERHOUSECOOPERS

(No. AF: 1146)

Akauntan Berkanun

Kuala Lumpur

29 Mac 2013

Penyata Aset dan Liabiliti

pada 31 Disember 2012

2012

	Dana MS5 RM	Dana CAIBF RM	Dana CAIEF RM
Pelaburan:			
– Pelaburan disenarai	–	–	8,966,449
– Sekuriti hutang korporat tidak disenarai	–	3,823,520	–
– Pelaburan lain	30,246,000	–	–
– Deposit tetap dan panggilan	–	518,160	2,594,741
Tunai dan baki di bank	143,897	10,940	10,878
Pendapatan belum terima dan diakru	–	30,505	2,932
Cukai semasa boleh dikembalikan	4,640	–	–
Belum terima	–	211	–
JUMLAH ASET	30,394,537	4,383,336	11,575,000
Belum bayar	101,923	10,805	297,609
Liabiliti cukai semasa	–	25,096	186,218
Liabiliti cukai tertunda	19,680	4,739	64,623
JUMLAH LIABILITI	121,603	40,640	548,450
NILAI ASET BERSIH DISUMBANGKAN OLEH PEMEGANG SIJIL	30,272,934	4,342,696	11,026,550
DIWAKILI OLEH:			
Modal pemegang sijil	30,447,641	3,840,281	7,383,344
(Rugi)/Untung tidak diagih dibawa ke hadapan	(174,707)	502,415	3,643,206
Liabiliti pemegang sijil	30,272,934	4,342,696	11,026,550
Unit dalam edaran	29,879,484	3,849,574	8,477,396
Nilai aset bersih seunit	1.01	1.13	1.30

Penyata Aset dan Liabiliti

pada 31 Disember 2012 (samb.)

2011

	Dana MS5 RM	Dana CAIBF RM	Dana CAIEF RM
Pelaburan:			
– Pelaburan disenarai	–	–	15,804,612
– Sekuriti hutang korporat tidak disenarai	–	3,967,300	–
– Pelaburan lain	35,058,940	–	–
– Deposit tetap dan panggilan	–	292,919	1,214,828
Tunai dan baki di bank	79,048	10,220	10,265
Pendapatan belum terima dan diakru	–	11,596	6,661
Aset cukai tertunda	59,285	–	–
Cukai semasa boleh dikembalikan	5,181	–	–
Belum terima	–	407	172
JUMLAH ASET	35,202,454	4,282,442	17,036,538
Belum bayar	94,226	87,283	431,126
Liabiliti cukai semasa	–	14,566	72,126
Liabiliti cukai tertunda	–	14,470	129,921
JUMLAH LIABILITI	94,226	116,319	633,173
NILAI ASET BERSIH DISUMBANGKAN OLEH PEMEGANG SIJIL	35,108,228	4,166,123	16,403,365
DIWAKILI OLEH:			
Modal pemegang sijil	36,133,430	3,793,852	13,984,348
(Rugi)/Untung tidak diagih dibawa ke hadapan	(1,025,202)	372,271	2,419,017
Liabiliti pemegang sijil	35,108,228	4,166,123	16,403,365
Unit dalam edaran	35,588,358	3,807,819	13,868,659
Nilai aset bersih seunit	0.99	1.09	1.18

Penyata Pendapatan dan Perbelanjaan

untuk Tahun Kewangan Berakhir 31 Disember 2012

2012

	Dana MS5 RM	Dana CAIBF RM	Dana CAIEF RM
Pendapatan untung:			
– Deposit tetap dan panggilan	–	7,688	18,253
– Tunai dan baki di bank	407	86	119
– Sekuriti hutang korporat tidak disenarai	–	206,036	–
Pendapatan dividen kasar	–	–	324,935
Untung atas pelupusan pelaburan	–	99,597	2,073,567
Untung modal tidak direalisasikan atas pelaburan	987,060	–	–
Jumlah pendapatan	987,467	313,407	2,416,874
Ditolak:			
Yuran pengurusan	–	(42,747)	(186,095)
Yuran dan perbelanjaan pentadbiran	(4,072)	(3,500)	(65,893)
Rugi atas pelupusan pelaburan	(58,575)	–	–
Rugi modal tidak direalisasikan atas pelaburan	–	(51,654)	(816,208)
Pelunasan premium atas sekuriti hutang korporat tidak disenarai	–	(69,998)	–
Jumlah perbelanjaan	(62,647)	(167,899)	(1,068,196)
LEBIHAN PENDAPATAN ATAS PERBELANJAAN SEBELUM CUKAI	924,820	145,508	1,348,678
CUKAI	(74,325)	(15,364)	(124,489)
LEBIHAN PENDAPATAN ATAS PERBELANJAAN SELEPAS CUKAI	850,495	130,144	1,224,189
(RUGI)/UNTUNG TIDAK DIAGIH DIHANTAR KE HADAPAN	(1,025,202)	372,271	2,419,017
(RUGI)/UNTUNG TIDAK DIAGIH DIBAWA KE HADAPAN	(174,707)	502,415	3,643,206

Penyata Pendapatan dan Perbelanjaan

untuk Tahun Kewangan Berakhir 31 Disember 2012 (samb.)

2011

	Dana MS5 RM	Dana CAIBF RM	Dana CAIEF RM
Pendapatan untung:			
– Deposit tetap dan panggilan	–	9,915	34,747
– Tunai dan baki di bank	812	–	–
– Sekuriti hutang korporat tidak disenarai	–	172,163	–
Pendapatan dividen kasar	–	–	483,755
Pertambahan diskaun atas sekuriti hutang korporat tidak disenarai	–	26,068	–
Untung atas pelupusan pelaburan	–	–	601,460
Untung modal tidak direalisasikan atas pelaburan	1,639,424	–	40,333
Jumlah pendapatan	1,640,236	208,146	1,160,295
Ditolak:			
Yuran pengurusan	–	(42,776)	(268,289)
Yuran dan perbelanjaan pentadbiran	(3,480)	(3,754)	(30,171)
Rugi atas pelupusan pelaburan	(64,770)	–	–
Rugi modal tidak direalisasikan atas pelaburan	–	(3,868)	–
Jumlah perbelanjaan	(68,250)	(50,398)	(298,460)
LEBIH PENDAPATAN ATAS PERBELANJAAN SEBELUM CUKAI	1,571,986	157,748	861,835
CUKAI	(125,971)	(16,342)	(92,824)
LEBIH PENDAPATAN ATAS PERBELANJAAN SELEPAS CUKAI	1,446,015	141,406	769,011
(RUGI)/UNTUNG TIDAK DIAGIH DIHANTAR KE HADAPAN	(2,471,217)	230,865	1,650,006
(RUGI)/UNTUNG TIDAK DIAGIH DIBAWA KE HADAPAN	(1,025,202)	372,271	2,419,017

Penyata Perubahan Nilai Aset Bersih

untuk Tahun Kewangan Berakhir 31 Disember 2012

2012

	Dana MS5 RM	Dana CAIBF RM	Dana CAIEF RM
Nilai aset bersih pada permulaan tahun kewangan	35,108,228	4,166,123	16,403,365
Perubahan akibat penciptaan dan pembatalan unit semasa tahun kewangan:			
Penciptaan unit bersih	–	226,398	785,004
Pembatalan unit bersih	(5,685,789)	(179,969)	(7,386,008)
	(5,685,789)	46,429	(6,601,004)
Lebihan pendapatan atas perbelanjaan selepas cukai untuk tahun kewangan:			
Untung/(Rugi) modal tidak direalisasikan	987,060	(51,654)	(816,208)
(Rugi)/Pendapatan bersih direalisasikan selepas cukai	(136,565)	181,798	2,040,397
	850,495	130,144	1,224,189
Nilai aset bersih pada akhir tahun kewangan	30,272,934	4,342,696	11,026,550

Penyata Perubahan Nilai Aset Bersih

untuk Tahun Kewangan Berakhir 31 Disember 2012 (samb.)

2011

	Dana MS5 RM	Dana CAIBF RM	Dana CAIEF RM
Nilai aset bersih pada permulaan tahun kewangan	35,890,502	4,386,530	19,134,929
Perubahan akibat penciptaan dan pembatalan unit semasa tahun kewangan:			
Penciptaan unit bersih	–	450,146	4,781,917
Pembatalan unit bersih	(2,228,289)	(811,959)	(8,282,492)
	(2,228,289)	(361,813)	(3,500,575)
Lebihan pendapatan atas perbelanjaan selepas cukai untuk tahun kewangan:			
Untung/(Rugi) modal tidak direalisasikan	1,639,424	(3,868)	40,333
(Rugi)/Pendapatan bersih direalisasikan selepas cukai	(193,409)	145,274	728,678
	1,446,015	141,406	769,011
Nilai aset bersih pada akhir tahun kewangan	35,108,228	4,166,123	16,403,365

Nota-nota kepada Maklumat Kewangan

untuk Tahun Kewangan Berakhir 31 Disember 2012

1. AKTIVITI-AKTIVITI UTAMA DAN MAKLUMAT AM

Dana-dana Berkaitan-Pelaburan CIMB Aviva Takaful merangkumi Dana CIMB Islamic Market Select 5 ("MS5"), Dana CIMB Aviva Islamic Bond ("CAIBF") dan Dana CIMB Aviva Islamic Equity ("CAIEF") (selepas ini dirujuk secara kolektif sebagai "Dana").

Aktiviti-aktiviti utama Dana adalah untuk melabur di dalam pelaburan yang dibenarkan. MS5 telah ditubuhkan pada 10 Oktober 2008. CAIBF dan CAIEF pula telah ditubuhkan pada 8 Disember 2009. Objektif Dana telah dinyatakan di mukasurat 30 hingga 31. Semasa tahun kewangan, Dana Takaful Global Giant ("TGG") telah matang pada 22 Julai 2012 dan tidak lagi dinyatakan dalam maklumat kewangan.

Pengurus Dana adalah CIMB Aviva Takaful Berhad, sebuah syarikat yang diperbadankan di Malaysia, terlibat secara utamanya dalam perniagaan penaja jaminan Takaful Am dan Keluarga, termasuk perniagaan berkaitan-pelaburan.

Aktiviti-aktiviti Dana ini dijalankan secara tegas mematuhi keperluan prinsip-prinsip Syariah dan dipantau oleh Jawatankuasa Syariah Pengurus.

2. RINGKASAN DASAR PERAKAUNAN PENTING

Dasar perakaunan berikut telah digunakan secara konsisten ketika menguruskan butiran yang dianggap penting berkaitan dengan maklumat kewangan.

(a) Asas penyediaan

Maklumat kewangan Dana telah disediakan menurut kos sejarah lazim kecuali seperti yang dinyatakan dalam ringkasan dasar perakaunan penting. Maklumat kewangan ini telah disediakan selaras dengan dasar perakaunan yang dinyatakan dalam Nota 2 kepada maklumat kewangan dan Garis Panduan Mengenai Perniagaan Insurans/Takaful Berkaitan-Pelaburan yang diterbitkan oleh Bank Negara Malaysia ("BNM") dalam setiap aspek material.

Penyediaan maklumat kewangan memerlukan penggunaan anggaran dan andaian yang memberi kesan ke atas amaun aset dan liabiliti yang dilaporkan serta pendedahan aset dan liabiliti luar jangka pada tarikh maklumat kewangan, dan amaun pendapatan dan perbelanjaan yang dinyatakan semasa tahun kewangan yang dilaporkan. Ia juga memerlukan Pengurus untuk melakukan pertimbangan mereka di dalam proses melaksanakan dasar-dasar perakaunan Syarikat. Walaupun anggaran dan pertimbangan tersebut adalah berdasarkan pengetahuan terbaik Pengurus mengenai peristiwa dan tindakan semasa, keputusan sebenar mungkin berbeza daripada anggaran.

Bagaimanapun, Pengurus berpendapat tidak ada anggaran dan andaian yang berisiko ketara untuk menyebabkan pelarasan material ke atas amaun dibawa aset dan liabiliti hingga ke tahun kewangan akan datang dan tidak ada dasar perakaunan yang memerlukan pertimbangan sewajarnya untuk dilaksanakan.

Nota-nota kepada Maklumat Kewangan

untuk Tahun Kewangan Berakhir 31 Disember 2012 (samb.)

2. RINGKASAN DASAR PERAKAUNAN PENTING (sambungan)

(b) Pelaburan

- (i) Nilai saksama melalui untung atau rugi aset kewangan

Pelaburan Dana ditetapkan pada pengiktirafan awal pada nilai saksama melalui untung atau rugi memandangkan ia diurus dan dinilai atas dasar nilai saksama selaras dengan mandat dan strategi pelaburan masing-masing.

Semua pembelian pelaburan diiktiraf pada tarikh dagangan mereka, iaitu tarikh komitmen wujud untuk membeli pelaburan tersebut. Pelaburan direkodkan awalnya pada kos, mengikut nilai saksama pertimbangan yang diberikan. Sumbangan kos transaksi diiktiraf di dalam penyata pendapatan dan perbelanjaan apabila ditanggung.

Selepas pengiktirafan awal, pelaburan direkodkan pada nilai saksama dan untung atau rugi tidak direalisasi ke atas pengukuran-semula pada nilai saksama diiktiraf dalam penyata pendapatan dan perbelanjaan.

- (ii) Nilai saksama aset kewangan

Pelaburan disenarai merangkumi sekuriti ekuiti yang dinilai pada nilai pasaran pada tarikh penyata aset dan liabiliti. Nilai saksama pelaburan disenarai ditentukan dengan merujuk kepada harga penutup bursa saham pada tarikh penyata aset dan liabiliti.

Nilai saksama pelaburan tidak disenarai merangkumi Sekuriti Kerajaan Malaysia dan sekuriti hutang korporat adalah berdasarkan harga pasaran saksama indikatif/indeks melalui rujukan kepada sebut harga yang disediakan oleh broker dan institusi kewangan pada tarikh penyata aset dan liabiliti.

Nilai saksama pelaburan lain merangkumi pelaburan di dalam dana-dana berkaitan-pelaburan yang dinyatakan pada nilai aset bersih dana asas pada tarikh penyata aset dan liabiliti manakala instrumen deposit kadar terapung dinilai pada harga yang disebut harga oleh institusi kewangan yang menerbitkannya pada tarikh penyata aset dan liabiliti.

Nilai saksama deposit tetap dan panggilan dinyatakan pada amaun dibawa mereka pada tarikh penyata aset dan liabiliti.

Sebarang peningkatan atau pengurangan nilai pelaburan ini dikredit atau dicaj ke penyata pendapatan dan perbelanjaan

(c) Penciptaan unit bersih

Penciptaan unit bersih mewakili sumbangan Takaful yang dibayar oleh pemegang sijil sebagai bayaran untuk kontrak baru atau bayaran seterusnya untuk meningkatkan amaun kontrak tersebut. Penciptaan unit bersih diiktiraf atas dasar penerimaan.

Nota-nota kepada Maklumat Kewangan

untuk Tahun Kewangan Berakhir 31 Disember 2012 (samb.)

2. RINGKASAN DASAR PERAKAUNAN PENTING (sambungan)

(d) Pembatalan unit bersih

Pembatalan unit bersih mewakili pembatalan unit-unit daripada serahan balik dan pengeluaran oleh pemegang sijil. Pembatalan unit bersih diiktiraf apabila kontrak Takaful berkaitan diserahkan.

(e) Pengiktirafan pendapatan

Pendapatan untung atas deposit tetap dan panggilan serta sekuriti hutang korporat tidak disenarai diiktiraf atas dasar perkadaran masa yang mengambilkira perolehan efektif aset tersebut.

Pendapatan dividen diiktiraf apabila hak untuk menerima bayaran telah ditetapkan.

Untung atau rugi daripada pelupusan pelaburan dikira melalui perbandingan hasil bersih dengan kos pelaburan dan dikredit atau dicaj ke penyata pendapatan dan perbelanjaan.

(f) Cukai

Perbelanjaan cukai semasa ditentukan berdasarkan bidang kuasa undang-undang cukai di mana Dana beroperasi dan merangkumi semua cukai berdasarkan keuntungan boleh dicukai.

Cukai tertunda diiktiraf sepenuhnya, menggunakan kaedah liabiliti, atas perbezaan sementara di antara amaun berkaitan aset dan liabiliti untuk tujuan percukaian dan amaun yang dibawa ke dalam maklumat kewangan.

Aset cukai tertunda diiktiraf sehingga adanya kemungkinan keuntungan boleh dicukai dapat diperolehi ke atas perbezaan sementara yang dipotong atau kerugian cukai tidak diguna boleh digunakan.

Cukai tertunda ditentukan menggunakan kadar cukai yang telah ditetapkan sebelum tarikh penyata aset dan liabiliti dan dijangka akan digunakan apabila aset cukai tertunda berkaitan telah direalisasikan atau apabila liabiliti cukai tertunda diselesaikan.

(g) Yuran pengurusan

Yuran pengurusan dikira atas dasar harian berdasarkan nilai aset bersih Dana.

(h) Tunai dan setara tunai

Tunai dan setara tunai merangkumi tunai dan baki di bank, tidak termasuk deposit tetap dan panggilan yang dipegang untuk tujuan pelaburan.

Nota-nota kepada Maklumat Kewangan

untuk Tahun Kewangan Berakhir 31 Disember 2012 (samb.)

3. PELABURAN

Butiran mengenai pelaburan Dana dinyatakan di mukasurat 32 hingga 40 Laporan Prestasi Dana.

4. JADUAL PRESTASI

Jadual prestasi Dana dinyatakan di mukasurat 32 hingga 40 Laporan Prestasi Dana.

Halaman ini sengaja dibiarkan kosong.

Halaman ini sengaja dibiarkan kosong.

Halaman ini sengaja dibiarkan kosong.

CIMB Aviva Takaful Berhad (689263-M)

Level 11, 338 Jalan Tuanku Abdul Rahman
50100 Kuala Lumpur

Telephone (603) 2612 3600

Facsimile (603) 2698 7035

Customer Careline 1300-88-5055

Email wecare@cimbaviva.com

www.cimbaviva.com