

20  
22

Assurance Investment-Linked  
Fund Performance Report



# Important Notice

Please be informed that the funds' daily unit prices are available on our website at **[www.sunlifemalaysia.com](http://www.sunlifemalaysia.com)** and you may find the monthly unit prices in the New Straits Times and Berita Harian newspapers.

**Sun Life Malaysia Assurance Berhad**

# Table of Contents

## 4 - 8

CEO & President's  
Message

## 9 - 11

Market Review and  
2023 Outlook

## 12 - 26

Fund Objectives /  
Policies

## 27 - 32

Sun Life Malaysia  
Growth Fund ("SLMG")

## 33 - 42

Sun Life Malaysia  
Conservative Fund  
("SLMC")

## 43 - 44

Sun Life Malaysia  
Select Asia (Ex Japan)  
Quantum Fund  
("SLMSAQ")

## 45 - 46

Sun Life Malaysia  
Global Titans Fund  
("SLMGT")

## 47 - 48

Sun Life Malaysia  
Equity Income Fund  
("SLMEI")

## 49 - 50

Sun Life Malaysia  
Balanced Stable Fund  
("SLMBS")

## 51 - 52

Sun Life Malaysia  
Balanced Moderate  
Fund ("SLMBM")

## 53 - 54

Sun Life Malaysia  
Balanced Aggressive  
Fund ("SLMBA")

## 55 - 56

Sun Life Malaysia  
World Equity Fund  
("SLMWE")

## 57 - 58

Sun Life Malaysia Asia  
Pacific Dynamic Income  
Fund ("SLMAPDI")

## 59 - 60

Sun Life Malaysia Asia  
Pacific Equity Fund  
("SLMAPE")

## 61 - 62

Sun Life Malaysia Select  
Bond Fund ("SLMSB")

## 63 - 64

Sun Life Malaysia  
Global Sustainable Fund  
("SLMGS")

## 65 - 66

Sun Life Malaysia  
Global Technology  
Fund ("SLMTF")

## 67

Statement by  
Manager

## 68 - 70

Independent  
Auditors' Report to  
the Unitholders of  
Investment-Linked  
Funds of Sun Life  
Malaysia Assurance Bhd

## 71 - 76

Statement of Assets  
and Liabilities

## 77 - 84

Statement of Income  
and Expenditure

## 85 - 88

Statement of  
Changes in  
Net Asset Value

## 89 - 92

Notes to the  
Financial  
Information

**“2022 proved to be another eventful year. It was a year of resilience. Our impressive performance was a testament of the effective implementation of strong business strategies and unwavering focus on positive Client impacts, digitalisation and sustainability.”**

---

**Raymond Lew**

Chief Executive Officer & President  
Sun Life Malaysia Assurance Berhad



# CEO & President's Message

Dear Valued Client,

Sun Life Malaysia Assurance (SLMA) is pleased to report the Assurance Investment-Linked Fund Performance Report for 2022.

2022 was a year fraught with many unforeseen challenges and unexpected market volatilities. Despite market reopening and the expected return to normalcy, the global economy and global markets were impacted by the Russian-Ukraine conflict, new COVID variant, supply chain disruption pushing inflation to record levels resulting in the U.S Federal Reserve's decision to raise interest rates to battle high inflation.

Despite the uncertainties, I am proud to report that we have worked hard to stay ahead of the challenges while ensuring the company continues to build resilient growth and drive its investment commitments for the year. This exceptional performance is a testament to the execution of our strong business strategies, robust risk management approach, and unwavering focus on accelerating our digital transformation and sustainability plan.

## Market Overview

The year 2022 was yet another eventful year. We started the year with the hope that markets would return to normalcy supported by a recovering economy, manageable inflation and low unemployment rate as the country shifted towards the COVID-19 endemic phase. However, that was not the case as global markets were rattled right from the start after the Federal Reserve signaled that they would hike rates, ending the low interest rate cycle that markets have been enjoying for more than a decade.

To amplify matters, global inflation surged at a rapid pace exacerbated by the Russia-Ukraine conflict that disrupted trade of key commodities, resulting in the Federal Reserve taking an aggressive stance to rein in inflation. At the end of 2022, the Federal Reserve hiked rates aggressively, bringing the federal fund rates from 0.25% to 4.50%. In line with rising global inflation, Bank Negara Malaysia (BNM) also hiked rates but at a more gradual manner with the Overnight Policy Rate ending the year at 2.75% from 1.75% as the central bank had to strike a balance between supporting economic growth recovery and managing inflation. Despite the rate hikes, Malaysia still managed to record strong GDP growth of 8.7% following the full reopening of the economy while coming off a low base.

# CEO & President's Message

(Continued)

Volatility was the constant theme throughout the year as both global fixed income and equity markets were badly impacted as liquidity dried up while recession concerns saw record outflows from emerging markets. Some of our funds managed to outperform their respective benchmarks, while others were impacted. With the aggressive rate hikes, recessionary fears gripped markets as growth stocks bore the full brunt of markets as the rotation towards value stocks took place.

Bucking the trend was our domestic fixed income funds that managed to eke out some gains against a sea of red. Ringgit fixed income exhibited its resilience with the local sovereign yield curve rising at a milder pace, compared to the U.S Treasury yield curve which rose fast and steep. The steady earnings from the fixed income coupon were able to offset the market losses from the higher yields, contributing to the positive performance.

## Operations Review

In 2022, we continue to strengthen our business resilience and double down on our digital capabilities to deliver positive impacts for our Clients.

Here are some key highlights on our priorities for 2022:

## Broadening Client Focus

To continue delivering on our Clients impact strategy, we launched the new 1 Utama Branch located at the 1 First Avenue, Bandar Utama. The new branch not only solidified our growth aspirations, but it also allowed us to bring our innovative products and services closer to our valued Clients and strengthened our distribution excellence.

We also launched the 'Client Ambassador Team' (CAT) which empowers our employees to take on the role as brand ambassador to connect with Clients.

## Accelerating Digitalisation

We ramped up our digital capabilities across different touch points to better meet our Clients' needs. Last year, we introduced additional 6 new features to our SunAccess Client app, making it easier for Clients to do business with us.

## Enhancing Sustainability and Community Well-being

Sustainability is a strategic business focus for Sun Life, and we have been dedicating our efforts on areas where we could bring forth significant impacts, including enhancing financial security, fostering healthier lives, and advancing sustainable investing.

Through the **Brighter You** umbrella philanthropy initiative, we're investing in initiatives that create measurable and sustainable impact in our communities.

# CEO & President's Message

(Continued)

In 2022, we embarked on a long-term tree planting initiative, #PlantTreePlantHope, to promote a greener and more sustainable environment. To date, our employees have planted a total 500 trees at Sungai Chua Recreational Park, Kajang and Taman Sijangkang Mangrove Forest Reserve in Kuala Langat.

We also rolled out a diverse range of activities to uplift communities in Malaysia, particularly the underserved segment. Together with our community partners, our programmes successfully impacted over 9,000 lives and we remain committed to these causes.

- Completed a 6-month Brighter Wellness programme, which includes expert talks and educational content. The programme successfully reached over 1.7 million people.
- Provided over 6,800 free screenings to Malaysians, under the signature Brighter Health Screening Programme, to help raise diabetes prevention and management awareness. Between 2019 - 2022, this programme has provided free blood screenings for over 21,000 Malaysians.
- Disseminated 3,000 diabetes care packs and organised diabetes awareness workshops for B40 families.
- Organised mental and physical health workshops for underprivileged youth and women.

## Awards and Recognition

In 2022, we are honoured to be recognised with these awards for making continued positive impacts for our Clients, employees and communities.

The accolades we received in 2022 included:

- Life Insurance Award at the Malaysia International Business Awards 2022
- Best Rewards and Recognition Programme (Bronze) at the Employee Experience Awards 2022
- Best Loyalty Programme - Finance & Insurance (Bronze) at the Loyalty & Engagement Awards 2022
- Company of The Year for Life Insurance & Takaful segment at the Sustainability & CSR Malaysia Awards 2022
- Asia's Most Influential Companies at the Asia Corporate Excellence and Sustainability Awards 2022

## Looking into 2023

As we move into 2023 and beyond, we will continue to focus on delivering on our purpose – helping our Clients achieve lifetime financial security and live healthier lives. Whether it is helping to navigate health concerns, save and plan for retirement, or provide financial security for their families, we want to drive real changes to Clients' lives.

2023 will be a momentous year as it marks our 10th Year Anniversary. It represents a decade of phenomenal transformations

# CEO & President's Message

(Continued)

which led to where we are today. With the theme **"10 Years Brighter"** we remain committed to delivering even greater value to our Clients by helping them plan, build and protect their wealth and health for a brighter future.

On behalf of Sun Life Malaysia Assurance, thank you for being part of our journey so far. Your unwavering support and trust have been integral to our success, and we look forward to growing and shining brighter together.

Wishing you a brighter life under the sun!

## **RAYMOND LEW YUNG CHOW**

Chief Executive Officer & President  
Sun Life Malaysia Assurance Berhad



# Market Review and 2023 Outlook

The markets entered 2022 with hopes of a continued global economic recovery as the world emerged from the COVID-19 pandemic following successful vaccination efforts. However, financial markets were thrown into turmoil by the unexpected Russia-Ukraine war which started early 2022. Both countries are major producers of key commodities, which drove inflation higher and caused further pressure on supply chains. At the peak, U.S inflation was 9.1% end June 2022, although it has tapered to 6.5% at year end, inflation remains a key concern compared to the Federal Reserve's 2% inflation target.

Through 2022, the U.S central bank was forced to respond aggressively by raising the lower and upper range of Federal Funds Rate from 0% - 0.25% to 4.25% - 4.50% by year end.

As a result, both bond and equity markets saw huge volatility which significantly impacted returns. The generic U.S 10-year Treasury yield ended the year at 3.9%, up by c.237bps year-on-year. Locally, Bank Negara Malaysia (BNM) also hiked rates, albeit by a milder 100bps, bringing policy rate to 2.75%. In line with the turmoil in global fixed income markets, the domestic fixed income market was also impacted. Local sovereign yields rose across the curve while seeing foreign outflows of RM9.8billion for the whole year.

The global equities had a torrid time as markets swung back and forth with volatility hitting new highs, surpassing the previous high seen during the 2008-2009 global financial crisis. Initially, the markets were poised for strong recovery momentum in 2022 in anticipation of further global recovery, particularly among emerging economies catching up with the more advanced economies as vaccination rates increased and borders were reopened, instead it turned out being a year of fending off growing recession concerns, supply chain disruptions and rising global rates to curb inflation pressure.

The expectation of the world to return to normal, possibly even surpassing pre-COVID levels by the end of 2022. Following the reopening of most developed economies, was rattled after the Federal Reserve signaled that they would begin raising interest rates aggressively from mid-March, largely exacerbated by uncertainty over Russia-Ukraine tensions that led to sanctions being imposed on Russia.

The old adage "when it rains it pours" held true as the rapidly spreading Omicron variant in China threatened supply chains once again with renewed restrictions and lockdowns pushing the world's economy towards stagflation - a combination of slowing growth and accelerating inflation. Additionally, the sanctions did not deter Russia as they went ahead and launched its

# Market Review and 2023 Outlook

(Continued)

attack on Ukraine resulting in commodity prices shooting through the roof impacting supply chain and increasing the cost of doing business given the demand surge following the reopening of most economies. Even, the International Monetary Fund (IMF) revised the 2022 global growth forecast from 4.4% to 3.2% in 2022 after several negative revisions following the cost-of-living crisis, tightening financial conditions, Ukraine war and lingering COVID-19 pandemic taking its toll on the global recovery.

Though there was a slight relief rally towards the end of the year as the Federal Reserve signaled a slower rate hike pace as inflation appeared to be tapering, but some economists still predicted a rate cut as early as the end of 2023 due to recessionary fears. Markets felt even more relief after China lifted COVID restrictions earlier than expected and reopened its economy after maintaining its zero COVID policy following the opening of the world economies. Investors welcomed this development as the MSCI world Index clawed back some losses to end 2022 down -19.5% from the lows of -26.7%.

The domestic equity market was largely in-line with global markets and was tracking global markets closely but with an additional twist, the domestic political overhang that has been plaguing Malaysia since 2020. After numerous changes in governments, investor confidence and sentiment were badly affected due to the

uncertainty resulting in investors reducing their exposure in Malaysia.

The political impasse and subsequent resolution through the formation of the “New government” following GE15 was a positive surprise for markets and much welcomed as a mini rally ensued with the benchmark FBMKLCI raking up gains of 2.9% in the span of 2 weeks. Despite the boost, reality sank in after a couple of weeks as weak global economic sentiment and inflationary concerns weighed in with the FBMKLCI ended the year down -4.6% or -72 points to close at 1,495 points. After four consecutive years of foreign outflows, foreign investors finally turned net buyers’ in 2022 to the tune of RM4.4 billion vs a net sell of RM3.2 billion in 2021.

Heading into 2023, the world economy is anticipated to be in better shape as a result of China’s unexpected reopening, which helped boost projections for global growth up 0.2% to 2.9% from the initial forecast of 2.7% based on the IMF’s January 2023 report.

However, growth is forecasted to be slower due to rising interest rates, recession concerns, and the war in Ukraine. Inflation is expected to decrease in some regions, leading to a slower pace of rate hikes and policy rates to peak in the first half of 2023 as central banks strike a balance between supporting growth and curbing elevated inflation.

# Market Review and 2023 Outlook

(Continued)

Closer to home, Malaysia's economy is predicted to expand by 4.0% to 5.0%, with high inflation being stifled by price controls and subsidies. The absence of a one-time tax may improve earnings for large-cap companies, making valuations more attractive. The domestic fixed income market is neutral, while the equities market is cautiously optimistic.

# Fund Objectives / Policies

## Sun Life Malaysia Growth Fund (“SLMG”)

The objective of the fund is to maximise capital growth over the medium to long-term through the stock market.

The fund may invest up to 98% of its Net Asset Value (“NAV”) in equities. In line with its objective, the strategy of the fund will focus on investment in shares of companies with growth potential and listed on the main board of Bursa Malaysia.

Equities

**Minimum 80% of Net Asset Value (NAV) and up to 98% of NAV**

---

Liquid assets

**The remaining balance of funds NAV**

---

Asset profile

**Main Board of Bursa Malaysia**

---

Investor's risk profile

**High**

---

Investment horizon of investor

**5-10 years**

---

# Fund Objectives / Policies

(Continued)

## Sun Life Malaysia Conservative Fund ("SLMC")

The objective of the fund is to achieve medium to long-term capital appreciation through investment primarily in Malaysian bonds.

The fund's Net Asset Value (NAV) may be invested in fixed income securities carrying a minimum of "AA3" rating by RAM or equivalent rating by MARC, Moody's, S&P or Fitch. In line with its objective, the investment strategy of the fund is to invest in a diversified portfolio of approved fixed income securities.

Fixed income securities

**Minimum 80% of Net Asset Value (NAV)**

Asset profile

**Fixed income securities carrying a minimum of "AA3" rating by RAM or equivalent rating by MARC, Moody's, S&P or Fitch**

Investor's risk profile

**Low**

Investment horizon of investor

**5-10 years**

# Fund Objectives / Policies

(Continued)

## Sun Life Malaysia Select Asia (Ex Japan) Quantum Fund (“SLMSAQ”)

This fund feeds into Affin Hwang Select Asia (ex Japan) Quantum Fund (“target fund”) with the objective of achieving capital appreciation over medium to long-term by investing in Asia (ex Japan) equities.

The target fund will mainly invest in growth companies in Asia (ex Japan) with a market capitalisation of not more than USD1.5 billion (minimum 70% of the NAV of the target fund) and USD3.0 billion (maximum 30% of the NAV of the target fund) respectively. While the target fund’s core investments will remain in equities, the target fund holds the option to invest into fixed income instruments such as debentures, money market instruments and deposits. To achieve its objective, the target fund will also have the flexibility to hold exposure in warrants as well as collective investment schemes that have similar investment objectives to the target fund.

Asian (ex Japan) equities  
(Market Capitalisation of  
not more than USD1.5  
billion at the time of  
acquisition)

**Minimum 70% of Net  
Asset Value (NAV)**

Asian (ex Japan) equities  
(Market Capitalisation of  
not more than USD3.0  
billion)

**Up to 30% of NAV**

Liquid assets

**The remaining balance  
of funds NAV**

Asset profile

**Asian (ex Japan)  
equities**

Investor’s risk profile

**High**

Investment horizon of  
investor

**5-10 years**

# Fund Objectives / Policies

(Continued)

## Sun Life Malaysia Global Titans Fund ("SLMGT")

This fund feeds into Principal Global Titans Fund ("target fund") with the objective to grow the value of policy owners' investments over the medium to long-term in an equity fund that invests in the global titans market of the U.S, Europe and Japan with an exposure to Malaysian equities to balance any short-term volatilities.

The target fund invests at least 50% of its NAV in at least 3 collective investment schemes (CIS), subject to a maximum of 98% of its NAV. It may invest in Malaysian securities but only up to 50% of its NAV. The target fund seeks to give investors a broad exposure to 3 major global developed markets (U.S Europe and Japan).

CIS

**Minimum 50% and up to 98% of Net Asset Value (NAV)**

Investments in Malaysian securities

**Up to 50% of NAV**

Liquid assets

**The remaining balance of funds NAV**

Asset profile

- **3 collective investment schemes, with exposure in U.S, Europe and Japan**
- **Malaysian securities**

Investor's risk profile

**High**

Investment horizon

**5-10 years**

# Fund Objectives / Policies

(Continued)

## Sun Life Malaysia Equity Income Fund ("SLMEI")

This fund feeds into Principal Titans Income Plus Fund ("target fund") with the objective to provide investors with an opportunity to gain consistent and stable income by investing in a diversified portfolio of dividend yielding equities and fixed income securities. The target fund may also provide moderate capital growth potential over the medium to long-term period.

The target fund may opt to invest in foreign equities up to a maximum of 70% of Net Asset Value (NAV). Such foreign equities must be companies domiciled in, listed in, and / or have significant operations in Asia (ex Japan) markets. The target fund may also opt to seek investment exposure via collective investment schemes (CIS) that is in line with the target fund's objective, subject to the requirement of the SC Guidelines. The target fund may invest in foreign markets where the regulatory authorities are ordinary or associate members of the International Organisation of Securities Commissions ("IOSCO").

Collective Investment Schemes (CIS)

**Minimum 70% and up to 98% of Net Asset Value (NAV)**

Fixed income securities

**Up to 28% of NAV**

Liquid assets

**Minimum 2% of NAV**

Asset profile

**Asia (ex Japan) equities**

Investor's risk profile

**High**

Investment horizon

**5-10 years**



# Fund Objectives / Policies

(Continued)

## Sun Life Malaysia World Equity Fund ("SLMWE")

This fund feeds into abrdn Islamic World Equity Fund ("target fund") formerly known as Aberdeen Standard Islamic World Equity Fund), with the objective to achieve capital appreciation in the long-term through investments in an international portfolio of Shariah-compliant equities and equity-related securities.

The target fund will invest 90%-100% of its NAV in Shariah-compliant equities and equity-related securities. The remainder of the NAV of the target fund not invested in Shariah-compliant equities and equity-related securities will be invested in Islamic liquid asset and / or held in cash.

Shariah-compliant equities

**Minimum of 90% and up to 100% of Net Asset Value (NAV)**

Islamic liquid assets and / or cash

**Minimum of 0% and up to 10% of NAV**

Asset profile

**Shariah-compliant Global equities**

Investor's risk profile

**High**

Investment horizon

**5-10 years**

# Fund Objectives / Policies

(Continued)

## Sun Life Malaysia Asia Pacific Dynamic Income Fund (“SLMAPDI”)

This fund feeds into Principal Asia Pacific Dynamic Income Fund (“target fund”) with the objective to provide regular income by investing primarily in the Asia Pacific (ex Japan) region and at the same time aims to achieve capital appreciation over the medium to long-term.

The target fund will be managed through investment in the Asia Pacific (ex Japan) region regardless of market conditions. The companies invested in must be domiciled in, listed in, and / or have significant operations in Asia Pacific (ex Japan). Under general market conditions, the target fund’s investment will focus on high dividend yielding equities of companies and companies with good growth potential. The target fund may also invest up to 20% of the target fund’s Net Asset Value (NAV) in debt securities to be in line with the target fund’s objective. The target fund’s investments in debt securities will generally be restricted to debt securities with a minimum credit rating of “BBB” by an international rating agency as prescribed under the Standard of Qualifying Collective Investment Schemes (CIS) or its equivalent rating by other international rating agencies.

Equities

**Minimum 60% and up to 98% of Net Asset Value (NAV)**

Debt securities

**Up to 20% of NAV**

Collective Investment Schemes (CIS)

**Maximum 20% of NAV**

Liquid assets

**Minimum 2% of NAV**

Asset profile

**Asia Pacific (ex Japan) equities**

Investor’s risk profile

**High**

Investment horizon

**5-10 years**

# Fund Objectives / Policies

(Continued)

## Sun Life Malaysia Asia Pacific Equity Fund ("SLMAPE")

This fund feeds into Principal Islamic Asia Pacific Dynamic Equity Fund ("target fund") with the objective to achieve long-term capital appreciation and income while complying with Shariah investment criteria, through investments in the emerging and developed markets of Asia Pacific (ex Japan) region.

The target fund is predominantly an equity fund which invests through securities of companies domiciled in, listed in, and / or have significant operations in the emerging and developed markets of Asia Pacific (ex Japan), i.e. the target fund can invest in a company with significant business and / or operations in Thailand but listed on the New York Stock Exchange. The investments in Sukuk must satisfy a minimum rating requirement of at least a "BBB3" or "P2" rating by RAM or equivalent rating by MARC or by local rating agency (ies) of the country of issuance; or "BB" by S&P or equivalent rating by any other international rating agencies.

Shariah-compliant equities

**Minimum 70% and up to 98% of Net Asset Value (NAV)**

Sukuk and Islamic deposit

**Up to 30% of NAV**

Islamic liquid assets

**Minimum 2% of NAV**

Asset profile

**Shariah-compliant Asia Pacific (ex Japan) equities**

Investor's risk profile

**High**

Investment horizon

**5-10 years**

# Fund Objectives / Policies

(Continued)

## Sun Life Malaysia Select Bond Fund (“SLMSB”)

This fund feeds into as AHAM Select Bond Fund (“target fund”) (formerly known as Affin Hwang Select Bond Fund), with the objective of providing a steady income stream over the medium to long-term period through investments primarily in bonds and other fixed income securities.

The target fund’s investment in bonds would consist of government and corporate bonds. The selection of bonds will not be constrained by credit ratings of issuances. However, the selection will depend largely on its quality where the respective issuers display strong ability to meet their financial obligations, healthy cash-flow, the collateral type, value, claims priority as well as offer highest safety for timely payment of interest and principal.

To achieve its objective, the target fund will also have the flexibility to hold exposure in collective investment schemes that have similar investment objectives to the target fund.

Bond

**Minimum 70% of Net Asset Value (NAV)**

Liquid assets

**Maximum 30% of NAV**

Asset profile

**Global bonds**

Investor’s risk profile

**Low**

Investment horizon

**Long term**

# Fund Objectives / Policies

(Continued)

## Sun Life Malaysia Balanced Funds

Sun Life Malaysia Balanced Funds are designed to feed policyholders' allocated investments into Sun Life Malaysia Growth Fund and Sun Life Malaysia Conservative Fund. Three types of Balanced Fund were set up with different asset allocations mandate, aiming to suit different risk appetite of the policyholders.

List of Sun Life Malaysia Balanced Funds:

- a) Sun Life Malaysia Balanced Stable Fund
- b) Sun Life Malaysia Balanced Moderate Fund
- c) Sun Life Malaysia Balanced Aggressive Fund

# Fund Objectives / Policies

(Continued)

## Sun Life Malaysia Balanced Stable Fund ("SLMBS")

The objective of the fund is to provide a mixed exposure into equities and bonds, with higher allocation into bonds.

The fund will feed into Sun Life Malaysia Growth Fund and Sun Life Malaysia Conservative Fund according to the predefined asset allocation.

Sun Life Malaysia  
Growth Fund

**25%**

Sun Life Malaysia  
Conservative Fund

**75%**

Investor's risk profile

**Low**

Investment horizon

**5-10 years**

# Fund Objectives / Policies

(Continued)

## Sun Life Malaysia Balanced Moderate Fund ("SLMBM")

The objective of the fund is to provide a balanced exposure into equities and bonds.

The fund will feed into Sun Life Malaysia Growth Fund and Sun Life Malaysia Conservative Fund according to the predefined asset allocation.

Sun Life Malaysia  
Growth Fund

**50%**

Sun Life Malaysia  
Conservative Fund

**50%**

Investor's risk profile

**Neutral**

Investment horizon

**5-10 years**

# Fund Objectives / Policies

(Continued)

## Sun Life Malaysia Balanced Aggressive Fund ("SLMBA")

The objective of the fund is to provide a mixed exposure into equities and bonds, with higher allocation into equities.

The fund will feed into Sun Life Malaysia Growth Fund and Sun Life Malaysia Conservative Fund according to the predefined asset allocation.

Sun Life Malaysia  
Growth Fund

**75%**

Sun Life Malaysia  
Conservative Fund

**25%**

Investor's risk profile

**High**

Investment horizon

**5-10 years**



# Fund Objectives / Policies

(Continued)

## Sun Life Malaysia Global Sustainable Fund (“SLMGS”)

This fund feeds into Nomura Global Sustainable Equity Fund (“target fund”) with the objective to achieve long-term capital growth through investment in a relatively concentrated, actively managed portfolio of global equity securities issued by companies with a high overall positive impact on society.

The target fund will be investing a minimum of 80% of its Net Asset Value (NAV) into the Nomura Funds Ireland – Global Sustainable Equity Fund USD-F (“master fund”) and a maximum of 20% of its NAV into deposits with financial institutions, money market instruments and / or held in cash.

The master fund invests in businesses that provide a positive impact on the sustainable development of society in accordance to the United Nation Sustainable Development Goals (“UNSDGs”). This includes the screening, selection, monitoring and realisation of the master fund’s investments by the investment manager (Nomura Asset Management U.K. Limited).

Master fund

**Minimum of 80% Net Asset Value (NAV)**

---

Deposits, money market instruments and / or held in cash

**Maximum of 20% of NAV**

---

Asset profile

**Global equities**

---

Investor’s risk profile

**High**

---

Investment horizon

**5-10 years**

# Fund Objectives / Policies

(Continued)

## Sun Life Malaysia Global Technology Fund ("SLMTF")

The fund feeds into Principal Global Technology Fund - Class MYR-Hedged ("target fund") with the aim of providing capital appreciation through investments in one collective investment scheme, which invests primarily in a diversified portfolio of technology related companies.

The target fund will invest at least 95% of its NAV in the Franklin Technology Fund ("master fund") and maintain up to 5% of its NAV in liquid asset for liquidity purpose.

The master fund will invest at least two thirds of its NAV in equity securities of U.S. and non U.S. companies expected to benefit from the development, advancement and use of technology and communication services and equipment. The investments include well-established companies and small to medium sized companies.

Master fund

**Minimum of 95% of  
Net Asset Value (NAV)**

Liquid assets

**Maximum of 5% of  
NAV**

Asset profile

**Global equities**

Investor's risk profile

**High**

Investment horizon

**5-10 years**

# Sun Life Malaysia Growth Fund (“SLMG”)

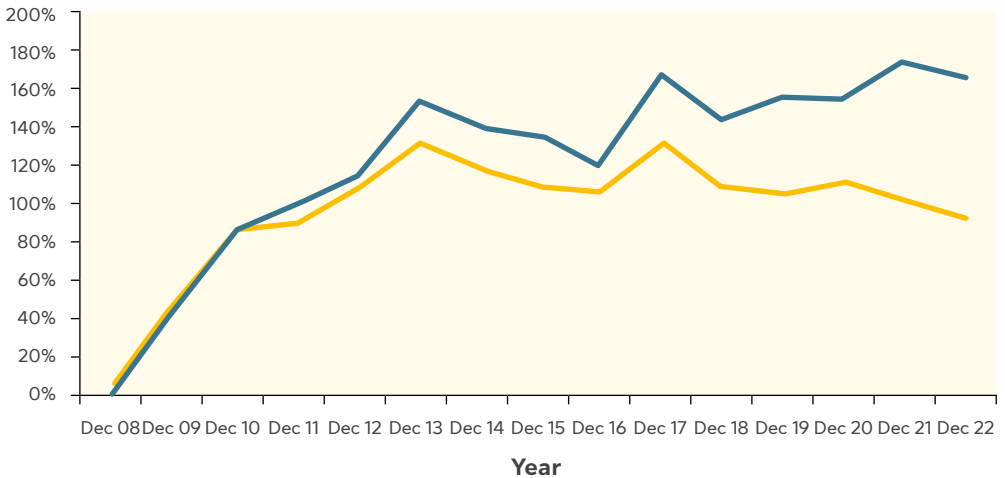
## What is the Fund’s Performance for the period and since inception to 31 December 2022?

	31 Dec 2022 (%)	31 Dec 2021 (%)	31 Dec 2020 (%)	31 Dec 2019 (%)	31 Dec 2018 (%)	Since Inception (%)
Performance (NAV)	-2.6	7.3	-0.3	5.0	-8.8	167.4
Benchmark (FBM100)	-5.4	-4.2	3.5	-2.9	-9.3	91.4

The fund registered a return of -2.6% as compared to its benchmark of -5.4% for the period under review.

### SLMG Fund Performance Since Inception

#### Return



— Benchmark — Fund NAV

# Sun Life Malaysia Growth Fund (“SLMG”)

(Continued)

## Analysis of Changes in Net Asset Value (NAV)

	31 Dec 2022	31 Dec 2021	31 Dec 2020	31 Dec 2019	31 Dec 2018
NAV (RM'000)	74,998	74,627	69,045	62,476	53,846
NAV / Unit (RM)	2.6734	2.7444	2.5585	2.5662	2.4432
No. of Units ('000)	28,053	27,193	26,987	24,346	22,039
Highest NAV / Unit for the year (RM)	2.8220	2.8457	2.5962	2.6033	2.7710
Lowest NAV / Unit for the year (RM)	2.4935	2.4720	1.9630	2.4142	2.3950
Annual Return	-2.6%	7.3%	-0.3%	5.0%	-8.8%

### Total Annual Return Breakdown

a. Capital Growth	-2.6%	7.3%	-0.3%	5.0%	-8.8%
b. Income Distribution	-	-	-	-	-

### Average Annual Return

a. One year period	-2.6%	7.3%	-0.3%	5.0%	-8.8%
b. Three years period	1.5%	4.0%	-1.4%	5.8%	2.1%
c. Five years period	0.1%	4.9%	2.2%	1.8%	-0.2%

### Charges

a. Fund management fee	1.5%	1.5%	1.5%	1.5%	1.5%
b. Audit fee (RM'000)	3.5	3.5	3.5	3.5	3.5
c. Taxation	8.0%	8.0%	8.0%	8.0%	8.0%

### Category and Composition of the Fund (RM'000)

Equity	68,971	71,327	66,948	59,375	43,901
Trading & Services	104	-	-	-	1,032
Industrial Products & Services	7,373	13,841	8,430	4,850	6,052
Financial Services	21,681	22,953	17,150	15,118	11,716
Others	-	-	-	-	538
Construction	2,457	2,156	1,955	2,414	-
Infrastructure Project Companies	-	-	-	-	-
Plantation	5,459	3,009	3,709	4,836	265
Consumer Product & Services	10,140	7,174	11,498	4,432	4,470
Health Care	2,642	3,261	701	3,453	-

# Sun Life Malaysia Growth Fund (“SLMG”)

(Continued)

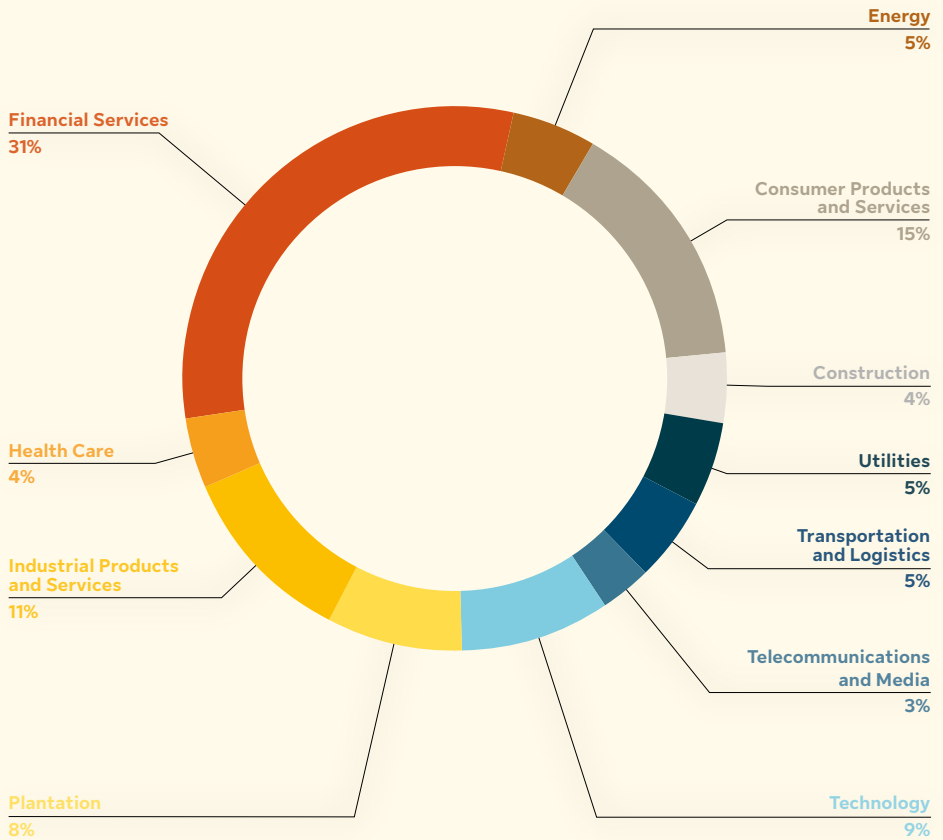
	31 Dec 2022	31 Dec 2021	31 Dec 2020	31 Dec 2019	31 Dec 2018
Technology	6,420	10,896	4,126	2,594	1,614
REITS	-	-	189	1,895	2,233
Properties	-	310	533	1,419	-
Transportation & Logistics	3,732	1,660	4,062	3,338	4,596
Utilities	3,525	-	6,143	5,003	5,355
Telecommunication & Media	2,286	1,844	3,114	5,103	3,034
Energy	3,152	4,223	5,338	4,920	2,996
<b>Cash and others</b>	<b>6,027</b>	<b>3,300</b>	<b>2,096</b>	<b>3,101</b>	<b>9,945</b>

# Sun Life Malaysia Growth Fund (“SLMG”)

(Continued)

## Asset Allocation

SLMG Fund Asset Exposure  
as at 31 December 2022



# Sun Life Malaysia Growth Fund (“SLMG”)

(Continued)

Equities	Total Holdings	Cost (RM)	Market Value (RM)	% of NAV
CIMB Group Holdings Berhad	942,645	4,357,892	5,467,341	7.3%
Public Bank Berhad	1,221,500	5,085,685	5,276,880	7.0%
Malayan Banking Berhad	595,203	5,027,722	5,178,266	6.9%
Tenaga Nasional Berhad	366,000	3,208,344	3,524,580	4.7%
Petronas Chemicals Group Berhad	348,500	2,546,045	2,997,100	4.0%
Genting Malaysia Berhad	1,097,700	2,923,444	2,952,813	3.9%
Genting Berhad	557,000	2,418,538	2,495,360	3.3%
Sime Darby Plantation Berhad	493,400	1,924,688	2,294,310	3.1%
Telekom Malaysia Berhad	423,269	2,198,830	2,285,653	3.0%
Press Metal Aluminium Holdings Berhad	466,000	1,755,770	2,274,080	3.0%
Hong Leong Bank Berhad	109,400	1,958,613	2,249,264	3.0%
Gamuda Berhad	567,209	1,910,677	2,127,034	2.8%
Malaysia Airports Holdings Berhad	307,700	1,940,309	2,018,512	2.7%
IHH Healthcare Berhad	313,400	2,000,355	1,949,348	2.6%
My E.G. Services Berhad	2,086,600	2,160,448	1,815,342	2.4%
RHB Bank Berhad	298,174	1,688,471	1,726,427	2.3%
MISC Berhad	228,500	1,697,553	1,713,750	2.3%
Yinson Holdings Berhad	645,720	1,482,586	1,569,100	2.1%
Sime Darby Berhad	675,700	1,540,250	1,554,110	2.1%
IOI Corporation Berhad	382,000	1,687,591	1,547,100	2.1%
Frontken Corporation Berhad	441,600	1,522,877	1,360,128	1.8%
Kuala Lumpur Kepong Berhad	59,300	1,472,893	1,325,948	1.8%
Inari Amertron Berhad	494,900	1,710,761	1,291,689	1.7%
AMMB Holdings Berhad	281,200	947,591	1,164,168	1.6%
Mr D.I.Y. Group (M) Berhad	569,350	1,260,346	1,138,700	1.5%
Dialog Group Berhad	439,400	1,345,695	1,076,530	1.4%
V.S Industry Berhad	1,130,300	1,608,730	994,664	1.3%
QL Resources Berhad	142,100	725,106	782,971	1.0%
CTOS Digital Berhad	537,100	861,190	762,682	1.0%
Petronas Dagangan Berhad	29,000	632,951	667,000	0.9%

# Sun Life Malaysia Growth Fund (“SLMG”)

(Continued)

Equities	Total Holdings	Cost (RM)	Market Value (RM)	% of NAV
Alliance Bank Malaysia Berhad	169,000	635,833	620,230	0.8%
D & O Green Technologies Berhad	138,000	558,092	590,640	0.8%
Ancom Nylex Berhad	542,500	578,669	558,775	0.7%
Hibiscus Petroleum Berhad	442,500	363,274	473,475	0.6%
KPJ Healthcare Berhad	384,000	420,281	387,840	0.5%
Vitrox Corporation Berhad	44,400	284,552	339,660	0.5%
IJM Corporation Berhad	206,100	314,946	329,760	0.4%
Aeon Co. (M) Berhad	240,700	321,884	329,759	0.4%
Kossan Rubber Industries Berhad	277,000	306,528	304,700	0.4%
Genting Plantations Berhad	45,600	399,000	291,840	0.4%
Pentamaster Corporation Berhad	58,600	240,172	259,598	0.3%
Sunway Berhad	153,000	264,568	247,860	0.3%
Kelington Group Berhad	134,700	76,923	184,539	0.2%
Kelington Group Berhad- Warrant	271,900	0	115,557	0.2%
Farm Fresh Berhad	71,300	102,627	114,793	0.2%
Berjaya Group Berhad	100,000	98,500	104,000	0.1%
Power Root Berhad	50,000	103,960	104,000	0.1%
Yinson-Warrant	71,965	0	33,104	0.0%
<b>Total</b>	<b>19,651,135</b>	<b>66,671,759</b>	<b>68,970,980</b>	<b>92.0%</b>



# Sun Life Malaysia Conservative Fund (“SLMC”)

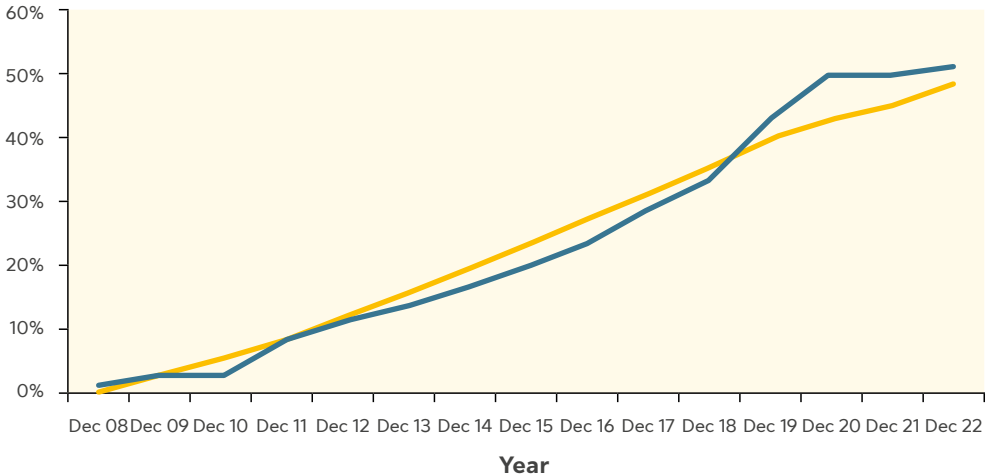
## What is the Fund’s Performance for the period and since inception to 31 December 2022?

	31 Dec 2022 (%)	31 Dec 2021 (%)	31 Dec 2020 (%)	31 Dec 2019 (%)	31 Dec 2018 (%)	Since Inception (%)
Performance (NAV)	0.8	-0.04	4.7	7.1	3.6	51.2
Benchmark (12 month FD)	2.2	1.8	2.1	3.1	3.3	48.6

The fund registered a return of 0.8% as compared to its benchmark of 2.2% for the period under review.

### SLMC Fund Performance Since Inception

#### Return



— Benchmark — Fund NAV

# Sun Life Malaysia Conservative Fund (“SLMC”)

(Continued)

## Analysis of Changes in Net Asset Value (NAV)

	31 Dec 2022	31 Dec 2021	31 Dec 2020	31 Dec 2019	31 Dec 2018
NAV (RM'000)	48,479	48,055	47,853	45,476	40,838
NAV / Unit (RM)	1.5126	1.5006	1.5012	1.4337	1.3385
No. of Units ('000)	32,050	32,023	31,876	31,719	30,510
Highest NAV / Unit for the year (RM)	1.5126	1.5075	1.5024	1.4337	1.3390
Lowest NAV / Unit for the year (RM)	1.4620	1.4658	1.4224	1.3389	1.2930
Annual Return	0.8%	0.0%	4.7%	7.1%	3.6%

### Total Annual Return Breakdown

a. Capital Growth	0.8%	0.0%	4.7%	7.1%	3.6%
b. Income Distribution	-	-	-	-	-

### Average Annual Return

a. One year period	0.8%	0.0%	4.7%	7.1%	3.6%
b. Three years period	1.8%	3.9%	5.1%	5.0%	3.6%
c. Five years period	3.2%	3.9%	4.5%	4.2%	3.3%

### Charges

a. Fund management fee	1.0%	1.0%	1.0%	1.0%	1.0%
b. Audit fee (RM'000)	3.5	3.5	3.5	3.5	3.5
c. Taxation	8.0%	8.0%	8.0%	8.0%	8.0%

### Category and Composition of the Fund (RM'000)

	46,476	43,795	44,691	41,414	36,397
<b>Fixed Income</b>					
Property and Real Estate	1,564	2,360	6,249	8,246	7,015
Financial Services	13,861	7,140	5,834	2,445	8,819
Construction and Engineering	6,015	7,072	11,284	16,824	7,667
Trading, Services and Others	225	2,770	3,931	3,910	2,527
Infrastructure and Utilities	9,475	11,081	7,358	5,693	7,879
Industrial Products	1,746	1,358	957	950	-
Transportation	3,599	842	881	350	-
Plantation	689	610	625	608	-
Diversified Holdings	2,145	1,701	1,847	825	-

# Sun Life Malaysia Conservative Fund (“SLMC”)

(Continued)

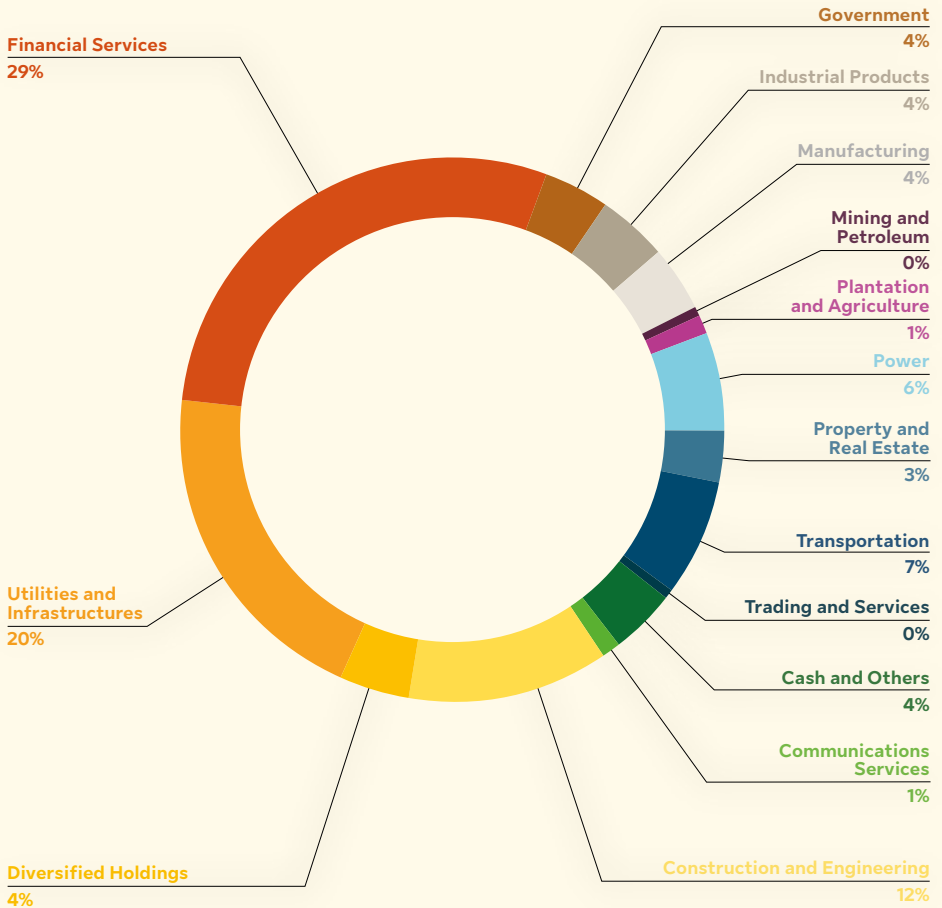
	31 Dec 2022	31 Dec 2021	31 Dec 2020	31 Dec 2019	31 Dec 2018
Manufacturing	2,027	441	312	-	-
Public Finance	-	3,005	333	1,563	2,488
Power	2,801	3,468	3,004	-	-
Govt. and Other Services	1,863	1,947	2,075	-	-
Communications Services	250	-	-	-	-
Mining and Petroleum	216	-	-	-	-
<b>Cash and others</b>	<b>2,002</b>	<b>4,260</b>	<b>3,162</b>	<b>4,062</b>	<b>1,613</b>

# Sun Life Malaysia Conservative Fund (“SLMC”)

(Continued)

## Asset Allocation

SLMC Fund Asset Exposure  
as at 31 December 2022



# Sun Life Malaysia Conservative Fund (“SLMC”)

(Continued)

Fixed Income Securities	Maturity Date	Rating	Total Holdings	Cost (RM)	Market Value (RM)	Market Value (RM)
SEB IMTN 5.50%	4-Jul-29	AAA	2,500,000.00	2,665,700.00	2,659,925.00	5.5%
MMC CORP IMTN 5.950%	12-Nov-27	AA-	1,500,000.00	1,565,850.00	1,563,555.00	3.2%
PLUS BERHAD IMTN 4.800% -Sukuk PLUS T5	12-Jan-27	AAA	1,500,000.00	1,623,950.00	1,523,040.00	3.1%
YTL POWER MTN 1826D	24-Aug-23	AA1	1,500,000.00	1,563,675.00	1,503,990.00	3.1%
PONSB IMTN 4.960% - Series 1 Tranche 2	28-Dec-28	AA3	1,430,000.00	1,422,850.00	1,437,035.60	3.0%
EDRA ENERGY IMTN 6.710% - Tranche No 33	5-Jan-38	AA3	1,000,000.00	1,183,100.00	1,139,400.00	2.4%
UNITAPAH 6.15% Series	12-Dec-30	AA1	1,000,000.00	1,156,300.00	1,081,710.00	2.2%
SEB IMTN 4.700%	24-Nov-28	AAA	1,000,000.00	1,000,000.00	1,019,800.00	2.1%
KEVSB IMTN 4.950%	3-Jul-26	AA+	1,000,000.00	1,019,100.00	1,016,230.00	2.1%
RHBBANK MTN 3652D	28-Apr-31	AA2	1,000,000.00	977,500.00	977,500.00	2.0%
MAHB IMTN 3.300% - Tranche 3	5-Nov-27	AAA	1,000,000.00	1,000,000.00	953,750.00	2.0%
PRESS METAL IMTN 4.10%	17-Oct-24	AA3	950,000.00	950,000.00	949,040.50	2.0%
PKPP IMTN 4.360%	29-Oct-27	AA3	1,000,000.00	1,003,000.00	948,510.00	2.0%
MAYBANK IMTN 3.100%	8-Oct-32	AA1	1,000,000.00	1,000,000.00	936,140.00	1.9%
RHBBANK MTN 3652D	28-Apr-31	AA2	850,000.00	841,330.00	830,875.00	1.7%
YTLCORP MTN 5477D	23-Jun-34	AA1	800,000.00	806,080.00	731,360.00	1.5%
ALR IMTN TRANCHE 9	13-Oct-32	AAA	700,000.00	700,000.00	718,858.00	1.5%
SABAHDEV MTN 1827D - Issue No. 203	24-Apr-24	AA1	700,000.00	717,150.00	704,347.00	1.5%
EXSIM IMTN 4.500%	9-Jan-25	AA3	705,000.00	707,263.05	693,586.05	1.4%
DIALOG SENIOR SUKUK WAKALAH TRANCHE NO. 2	28-Jan-32	AA2	700,000.00	700,000.00	682,402.00	1.4%
GII MURABAHAH 2/2021 4.417%	30-Sep-41	N/R	650,000.00	672,068.18	651,904.50	1.3%

# Sun Life Malaysia Conservative Fund (“SLMC”)

(Continued)

Fixed Income Securities	Maturity Date	Rating	Total Holdings	Cost (RM)	Market Value (RM)	Market Value (RM)
PASB IMTN 4.300% - Issue No. 40	3-Jun-26	AAA	600,000.00	600,000.00	602,100.00	1.2%
TENAGA IMTN 3.550%	10-Aug-40	AAA	700,000.00	700,000.00	591,668.00	1.2%
EDRA ENERGY IMTN 6.310% - Tranche No 23	5-Jan-33	AA3	500,000.00	618,950.00	545,670.00	1.1%
PLUS BERHAD IMTN 5.150% -Sukuk PLUS T10	23-Dec-32	AAA	500,000.00	554,700.00	518,195.00	1.1%
TENAGA IMTN	27-Aug-38	AAA	500,000.00	525,700.00	509,625.00	1.1%
WCT IMTN 5.170%	23-Oct-23	AA-	500,000.00	510,600.00	500,570.00	1.0%
UEMS IMTN 4.00% - Issue No. 10	9-Jun-23	AA-	500,000.00	500,000.00	498,760.00	1.0%
MGS 5/2013 3.733%	15-Jun-28	N/R	500,000.00	543,150.00	493,955.00	1.0%
PSEP IMTN 3.800%	17-Mar-28	AAA	500,000.00	500,000.00	485,705.00	1.0%
UEMS IMTN 4.300%	16-Feb-26	AA-	500,000.00	502,250.00	482,810.00	1.0%
YTL CORP MTN 3652D	24-Jul-30	AA1	500,000.00	502,100.00	447,855.00	0.9%
AZRB CAPITAL IMTN 4.850%	26-Dec-24	AA-	450,000.00	450,000.00	447,426.00	0.9%
ALR IMTN TRANCHE 6	12-Oct-29	AAA	420,000.00	420,000.00	425,510.40	0.9%
MRCB20PERP IMTN 5.090%	18-Oct-28	AA-	430,000.00	431,247.00	419,267.20	0.9%
DANAINFRA IMTN 4.460% - Tranche No 124	18-Aug-37	N/R	420,000.00	420,000.00	418,017.60	0.9%
S P SETIA IMTN 4.300%	23-Jun-28	AA	420,000.00	420,000.00	410,390.40	0.8%
GII MURABAHAH 2/2021 4.417%	30-Sep-41	N/R	400,000.00	406,000.00	401,172.00	0.8%
KLK IMTN 4.170%	16-Mar-32	AA1	385,000.00	385,000.00	372,695.40	0.8%
GII MURABAHAH 6/2017	15-Jun-33	N/R	350,000.00	381,937.50	367,531.50	0.8%
TENAGA IMTN 2.900%	12-Aug-30	AAA	400,000.00	400,000.00	360,308.00	0.7%
IMTIAZ II IMTN 4.380%	12-May-27	AA2	350,000.00	350,000.00	347,081.00	0.7%
TENAGA IMTN 3.250%	10-Aug-35	AAA	400,000.00	400,000.00	345,552.00	0.7%

# Sun Life Malaysia Conservative Fund (“SLMC”)

(Continued)

Fixed Income Securities	Maturity Date	Rating	Total Holdings	Cost (RM)	Market Value (RM)	Market Value (RM)
AGROBANK IMTN 3.900%	2-Nov-28	AAA	350,000.00	350,000.00	341,614.00	0.7%
IMTIAZ II IMTN 3.900%	19-Apr-28	AA2	350,000.00	350,000.00	336,710.50	0.7%
PASB IMTN 1.000% - Issue No. 24	28-Sep-35	AAA	500,000.00	348,000.00	323,145.00	0.7%
WCT IMTN 4.050%	31-Mar-23	AA-	300,000.00	300,150.00	299,451.00	0.6%
GUAN CHONG IMTN 3.840%	3-Dec-27	AA-	310,000.00	311,891.00	294,723.20	0.6%
RHBBANK MTN 3652D	28-Apr-31	AA2	300,000.00	300,000.00	293,250.00	0.6%
SWIRL ABSMTN 1826D (SN Tranche 5)	18-Sep-25	AAA	300,000.00	300,000.00	289,047.00	0.6%
MGS 1/2020 4.065%	15-Jun-50	N/R	300,000.00	299,445.90	274,200.00	0.6%
MGS 1/2020 4.065%	15-Jun-50	N/R	300,000.00	301,715.40	274,200.00	0.6%
TENAGA IMTN	3-Aug-37	AAA	250,000.00	268,625.00	260,697.50	0.5%
TENAGA IMTN	27-Aug-38	AAA	250,000.00	261,425.00	254,812.50	0.5%
BPMB IMTN 4.50% - Issue No 7	4-Nov-26	AAA	250,000.00	259,525.00	251,500.00	0.5%
MGS 3/2016 3.90%	30-Nov-26	N/R	250,000.00	266,243.75	250,932.50	0.5%
MGS 3/2016 3.90%	30-Nov-26	N/R	250,000.00	265,877.50	250,932.50	0.5%
EMSB IMTN 4.540%	9-Sep-32	AA+	250,000.00	250,150.00	250,355.00	0.5%
MRCB20PERP IMTN 3.850%	14-Aug-23	AA-	250,000.00	250,700.00	248,500.00	0.5%
BUMITAMA IMTN 4.20%	22-Jul-26	AA2	250,000.00	250,000.00	247,415.00	0.5%
HLA Sub Notes (Tranche 1)	31-Jan-30	AA3	250,000.00	250,000.00	246,430.00	0.5%
STARBRIGHT ABSMTN 2554D - TRANCHE NO 7	24-Dec-26	AAA	250,000.00	246,300.00	244,375.00	0.5%
DANUM IMTN 2.970% - Tranche 7	13-May-25	AAA	250,000.00	250,000.00	243,737.50	0.5%
PTP IMTN 3.150%	28-Aug-25	AA-	250,000.00	250,000.00	242,055.00	0.5%
STARBRIGHT ABSMTN 3288D	27-Dec-28	AAA	250,000.00	245,475.00	240,135.00	0.5%

# Sun Life Malaysia Conservative Fund (“SLMC”)

(Continued)

Fixed Income Securities	Maturity Date	Rating	Total Holdings	Cost (RM)	Market Value (RM)	Market Value (RM)
DANUM IMTN 3.140% -Tranche 8	13-May-27	AAA	250,000.00	250,000.00	239,052.50	0.5%
S P SETIA IMTN 4.220%	21-Apr-27	AA	240,000.00	240,000.00	235,550.40	0.5%
GLT12 IMTN 3.900%	12-Aug-30	AA3	250,000.00	250,000.00	231,705.00	0.5%
HANWHA MTN 1094D - Tranche 1	30-Aug-24	AAA	230,000.00	230,000.00	225,170.00	0.5%
PRASARANA IMTN 3.440% - Series 4	24-Feb-40	N/R	250,000.00	250,000.00	217,182.50	0.4%
PSEP IMTN 5.080% (Tr2 Sr1)	11-Nov-27	AAA	210,000.00	210,462.00	216,096.30	0.4%
MMC CORP IMTN 5.400%	30-Nov-29	AA-	210,000.00	210,609.00	211,419.60	0.4%
BERMAZ AUTO IMTN (TRANCHE 1 S1)	18-Dec-23	AA3	210,000.00	210,000.00	207,923.10	0.4%
MERCEDES MTN 1461D	18-Mar-26	AAA	210,000.00	210,000.00	206,383.80	0.4%
PLUS BERHAD IMTN 4.880% -Sukuk PLUS T6	12-Jan-28	AAA	200,000.00	222,320.00	203,884.00	0.4%
PONSB IMTN 4.990% - Series 2 Tranche 1	30-Jun-27	AA3	200,000.00	200,000.00	202,192.00	0.4%
MGS 3/2016 3.90%	30-Nov-26	N/R	200,000.00	212,842.00	200,746.00	0.4%
GII MURABAHAH 5/2019 4.638%	15-Nov-49	N/R	200,000.00	235,320.00	200,354.00	0.4%
UEMS IMTN 3.900% - Issue No.12	21-Sep-23	AA-	200,000.00	200,560.00	198,872.00	0.4%
KAJV IMTN8 5.10%	13-May-24	AA-	200,000.00	201,420.00	198,426.00	0.4%
KAJV IMTN9 5.15%	13-May-25	AA-	200,000.00	201,840.00	197,494.00	0.4%
OSK RATED IMTN 4.390% (Series 002)	28-Apr-28	AA	200,000.00	200,000.00	195,328.00	0.4%
PENANGPORT IMTN 4.680% -TRANCHE NO 3	26-Dec-31	AA-	200,000.00	200,000.00	195,060.00	0.4%
OSK RATED IMTN 4.520% (Series 003)	30-Apr-31	AA	200,000.00	200,000.00	192,764.00	0.4%



# Sun Life Malaysia Conservative Fund (“SLMC”)

(Continued)

Fixed Income Securities	Maturity Date	Rating	Total Holdings	Cost (RM)	Market Value (RM)	Market Value (RM)
AEON CREDIT SENIOR SUKUK (SERIES 1 TRANCHE 2)	10-Feb-28	AA3	200,000.00	200,000.00	191,924.00	0.4%
GLT12 IMTN 3.750%	12-Aug-27	AA3	200,000.00	200,000.00	191,558.00	0.4%
MRCB20PERP IMTN 4.250%	13-Aug-27	AA-	200,000.00	201,200.00	190,098.00	0.4%
PTP IMTN 4.050%	18-Jun-30	AA-	200,000.00	200,000.00	188,290.00	0.4%
MRCB20PERP IMTN 4.450%	14-Aug-30	AA-	200,000.00	201,600.00	184,202.00	0.4%
SME BANK IMTN 3.100%	31-Jul-26	AAA	180,000.00	180,000.00	173,498.40	0.4%
IMTIAZ II IMTN 3.900%	19-Apr-28	AA2	180,000.00	178,560.00	173,165.40	0.4%
EMSB IMTN 4.270%	9-Sep-27	AA+	170,000.00	170,000.00	169,576.70	0.3%
SPETCHEM IMTN 5.010% (Sr1 Tr4)	27-Jul-28	AAA	150,000.00	150,000.00	154,563.00	0.3%
STARBRIGHT ABSMTN 2922D -TRANCHE NO 8	27-Dec-27	AAA	150,000.00	147,525.00	145,341.00	0.3%
BPMB IMTN 4.050%	6-Jun-31	AAA	150,000.00	150,000.00	144,552.00	0.3%
PONSB IMTN 4.960% - Series 1 Tranche 2	28-Dec-28	AA3	140,000.00	140,000.00	140,688.80	0.3%
EMSB IMTN 4.440%	7-Sep-29	AA+	130,000.00	130,000.00	130,133.90	0.3%
MAYBANK IMTN 3.410%	5-Aug-31	AA1	125,000.00	125,000.00	120,482.50	0.2%
BSN IMTN 3.890%	20-Oct-28	AAA	120,000.00	120,000.00	116,785.20	0.2%
JPB IMTN 5.100% (Tranche 1)	4-Oct-27	AA-	110,000.00	110,000.00	110,909.70	0.2%
DANAINFRA IMTN 5.060% - TRANCHE 10	12-Feb-49	N/R	100,000.00	124,280.00	104,621.00	0.2%
GII MURABAHAH 2/2021 4.417%	30-Sep-41	N/R	100,000.00	103,500.00	100,293.00	0.2%
POINT ZONE IMTN 4.290%	5-Mar-27	AA-	100,000.00	100,000.00	98,793.00	0.2%
PENANGPORT IMTN 4.480% -TRANCHE NO 2	27-Dec-29	AA-	100,000.00	100,000.00	97,836.00	0.2%

# Sun Life Malaysia Conservative Fund (“SLMC”)

(Continued)

Fixed Income Securities	Maturity Date	Rating	Total Holdings	Cost (RM)	Market Value (RM)	Market Value (RM)
GLT12 IMTN 3.550%	12-Aug-25	AA3	100,000.00	100,000.00	97,786.00	0.2%
GLT12 IMTN 4.400% (Sr2-Tr2)	11-Oct-28	AA3	100,000.00	100,000.00	97,414.00	0.2%
MGS 1/2020 4.065%	15-Jun-50	N/R	100,000.00	96,200.00	91,400.00	0.2%
MGS 1/2020 4.065%	15-Jun-50	N/R	100,000.00	96,177.00	91,400.00	0.2%
MGS 1/2020 4.065%	15-Jun-50	N/R	100,000.00	96,326.00	91,400.00	0.2%
MGS 1/2020 4.065%	15-Jun-50	N/R	100,000.00	96,483.00	91,400.00	0.2%
MMC PORT IMTN 4.660% (Tranche 2)	6-Apr-29	AA-	90,000.00	90,000.00	88,206.30	0.2%
PLNG2 IMTN 2.860% - Tranche No 8	20-Oct-28	AAA	80,000.00	80,000.00	73,740.00	0.2%
BKB IMTN 4.120% - Series 1 Tranche 1	9-Feb-29	AA1	70,000.00	70,000.00	68,731.60	0.1%
MMC PORT IMTN 4.400% (Tranche 1)	8-Apr-27	AA-	60,000.00	60,000.00	58,854.60	0.1%
PENANGPORT IMTN 4.300% -TRANCHE NO 1	24-Dec-26	AA-	50,000.00	50,000.00	49,625.00	0.1%
<b>Total</b>			<b>46,985,000</b>	<b>48,074,298</b>	<b>46,475,914</b>	<b>95.9%</b>

# Sun Life Malaysia Select Asia (Ex Japan) Quantum Fund ("SLMSAQ")

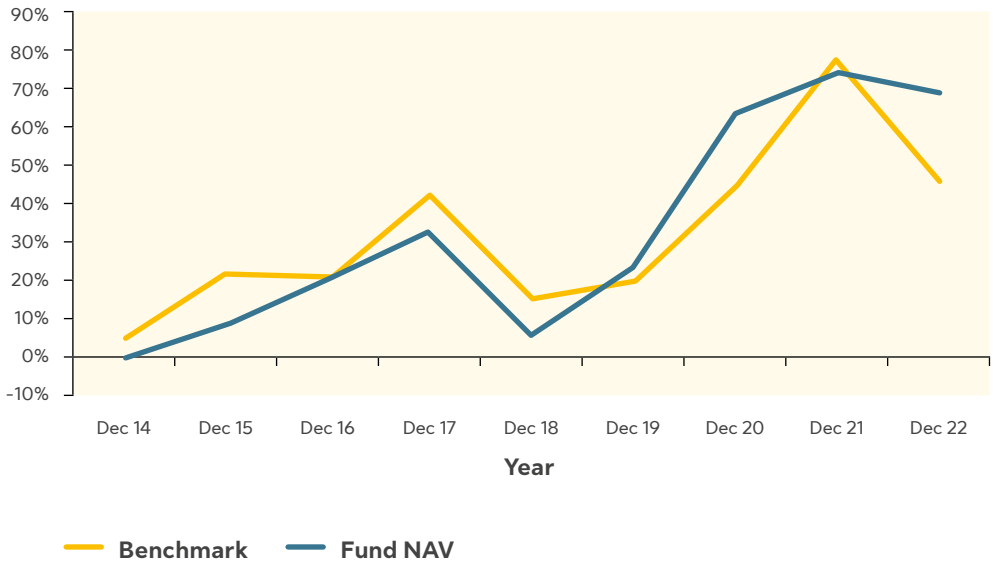
## What is the Fund's Performance for the period and since inception to 31 December 2022?

	31 Dec 2022 (%)	31 Dec 2021 (%)	31 Dec 2020 (%)	31 Dec 2019 (%)	31 Dec 2018 (%)	Since Inception (%)
Performance (NAV)	-2.9	6.6	32.9	17.4	-20.9	69.3
Benchmark (MSCI AC Asia (ex-Japan) Small Cap Index)	-17.9	22.6	21.1	3.5	-19.3	45.6

The fund registered a return of -2.9% as compared to its benchmark of -17.9% for the period under review.

### SLMSAQ Fund Performance Since Inception

#### Return



# Sun Life Malaysia Select Asia (Ex Japan) Quantum Fund ("SLMSAQ")

(Continued)

## Analysis of Changes in Net Asset Value (NAV)

	31 Dec 2022	31 Dec 2021	31 Dec 2020	31 Dec 2019	31 Dec 2018
NAV (RM'000)	31,935	35,191	24,038	15,938	14,563
NAV / Unit (RM)	1.6927	1.7436	1.6362	1.2309	1.0488
No. of Units ('000)	18,867	20,183	14,691	12,948	13,886
Highest NAV / Unit for the year (RM)	1.7566	2.1037	1.7062	1.2435	1.3640
Lowest NAV / Unit for the year (RM)	1.5253	1.6362	0.9237	1.0423	1.0440
Annual Return	-2.9%	6.6%	32.9%	17.4%	-20.9%

### Total Annual Return Breakdown

a. Capital Growth	-2.9%	6.6%	32.9%	17.4%	-20.9%
b. Income Distribution	-	-	-	-	-

### Average Annual Return

a. One year period	-2.9%	6.6%	32.9%	17.4%	-20.9%
b. Three years period	12.2%	19.0%	9.8%	2.3%	0.3%
c. Five years period	6.6%	9.3%	10.2%	5.4%	1.8%

### Charges

a. Fund management fee	-	-	-	-	-
b. Audit fee (RM'000)	-	-	-	-	-
c. Taxation	8.0%	8.0%	8.0%	8.0%	8.0%

### Category and Composition of the Fund (RM'000)

Affin Hwang Select Asia (ex Japan) Quantum Fund (Target Fund)	32,094	35,561	24,269	15,830	14,216
Cash and others	(159)	(370)	(232)	108	347

ASSET ALLOCATION (RM)	Total Holdings	Cost	Market Value	% of NAV
Affin Hwang Select Asia (ex Japan) Quantum Fund (Target Fund)	15,967,286	31,282,331	32,094,245	100.5%
Cash and others	-	-	(158,813)	-0.5%
	<b>15,967,286</b>	<b>31,282,331</b>	<b>31,935,432</b>	<b>100.0%</b>

# Sun Life Malaysia Global Titans Fund (“SLMGT”)

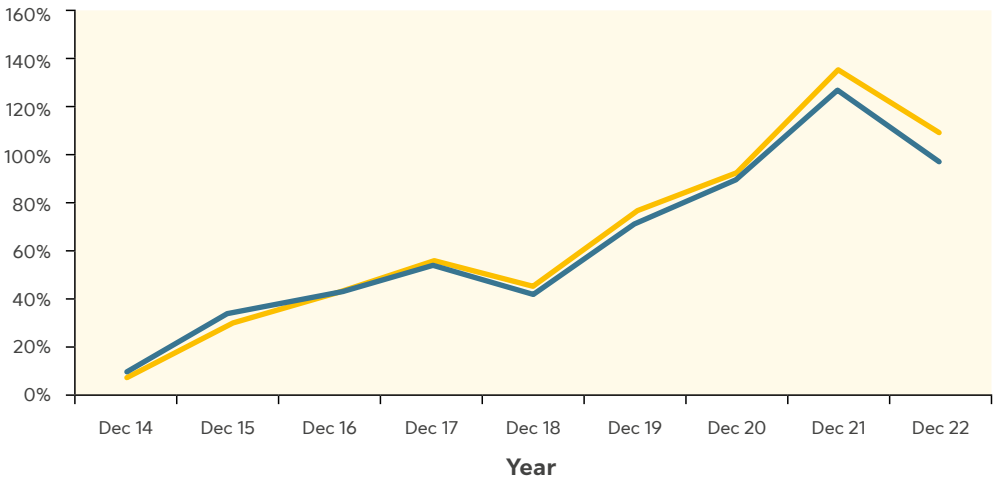
## What is the Fund’s Performance for the period and since inception to 31 December 2022?

	31 Dec 2022 (%)	31 Dec 2021 (%)	31 Dec 2020 (%)	31 Dec 2019 (%)	31 Dec 2018 (%)	Since Inception (%)
Performance (NAV)	-13.2	19.3	11.1	20.5	-7.7	96.8
Benchmark (42% S&P500 + 36% MSCI Europe + 12% MSCI Japan + 10% CIMB Bank 1-month Fixed Deposit Rate)	-10.7	21.4	9.6	22.4	-7.2	109.6

The fund registered a return of -13.2% as compared to its benchmark of -10.7% for the period under review.

### SLMGT Fund Performance Since Inception

#### Return



— Benchmark — Fund NAV

# Sun Life Malaysia Global Titans Fund (“SLMGT”)

(Continued)

## Analysis of Changes in Net Asset Value (NAV)

	31 Dec 2022	31 Dec 2021	31 Dec 2020	31 Dec 2019	31 Dec 2018
NAV (RM'000)	71,898	79,517	55,662	34,673	25,488
NAV / Unit (RM)	1.9683	2.2676	1.9012	1.7111	1.4205
No. of Units ('000)	36,527	35,067	29,277	20,264	17,944
Highest NAV / Unit for the year (RM)	2.2871	2.2789	1.9059	1.7322	1.6340
Lowest NAV / Unit for the year (RM)	1.8640	1.8810	1.3824	1.4134	1.4040
Annual Return	-13.2%	19.3%	11.1%	20.5%	-7.7%

### Total Annual Return Breakdown

a. Capital Growth	-13.2%	19.3%	11.1%	20.5%	-7.7%
b. Income Distribution	-	-	-	-	-

### Average Annual Return

a. One year period	-13.2%	19.3%	11.1%	20.5%	-7.7%
b. Three years period	5.7%	17.0%	8.0%	7.1%	2.2%
c. Five years period	6.0%	10.3%	7.7%	10.1%	7.7%

### Charges

a. Fund management fee	-	-	-	-	-
b. Audit fee (RM'000)	-	-	-	-	-
c. Taxation	8.0%	8.0%	8.0%	8.0%	8.0%

### Category and Composition of the Fund (RM'000)

Principal Global Titans Fund (Target Fund)	71,755	80,873	56,195	35,117	25,341
Cash and others	143	(1,356)	(534)	(444)	147

ASSET ALLOCATION (RM)	Total Holdings	Cost	Market Value	% of NAV
Principal Global Titans Fund (Target Fund)	99,618,155	73,479,219	71,754,957	99.8%
Cash and others	-	-	143,042	0.2%
	<b>99,618,155</b>	<b>73,479,219</b>	<b>71,897,999</b>	<b>100.0%</b>

# Sun Life Malaysia Equity Income Fund (“SLMEI”)

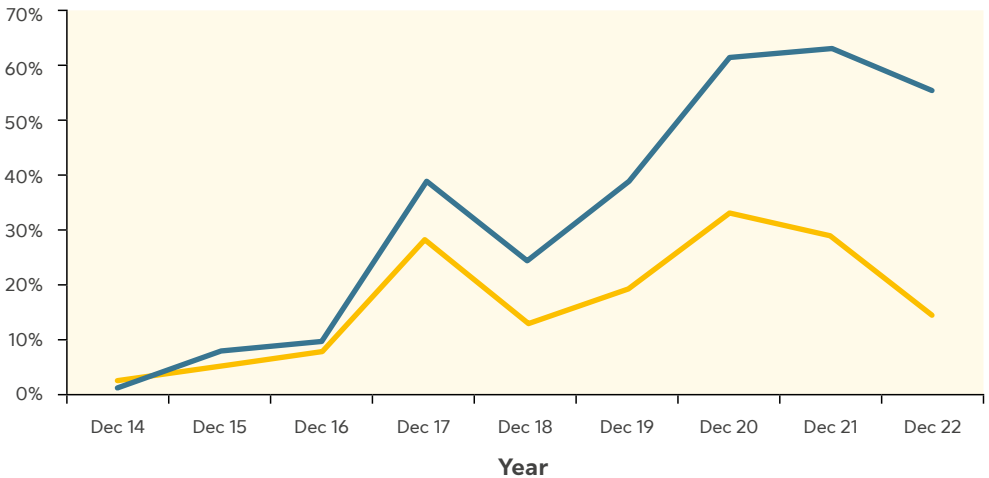
## What is the Fund’s Performance for the period and since inception to 31 December 2022?

	31 Dec 2022 (%)	31 Dec 2021 (%)	31 Dec 2020 (%)	31 Dec 2019 (%)	31 Dec 2018 (%)	Since Inception (%)
Performance (NAV)	-4.5	0.9	16.5	11.5	-9.9	55.7
Benchmark (50% FBM100 Index + 50% MSCI AC Asia ex-Japan Index)	-11.2	-3.4	11.8	5.5	-11.8	14.3

The fund registered a return of -4.5% as compared to its benchmark of -11.2% for the period under review.

### SLMEI Fund Performance Since Inception

#### Return



— Benchmark — Fund NAV

# Sun Life Malaysia Equity Income Fund (“SLMEI”)

(Continued)

## Analysis of Changes in Net Asset Value (NAV)

	31 Dec 2022	31 Dec 2021	31 Dec 2020	31 Dec 2019	31 Dec 2018
NAV (RM'000)	9,373	9,241	9,661	10,188	9,207
NAV / Unit (RM)	1.5567	1.6297	1.6155	1.3871	1.2443
No. of Units ('000)	6,021	5,671	5,980	7,344	7,399
Highest NAV / Unit for the year (RM)	1.6776	1.8077	1.6169	1.3993	1.4340
Lowest NAV / Unit for the year (RM)	1.5150	1.5910	1.0452	1.2319	1.2350
Annual Return	-4.5%	0.9%	16.5%	11.5%	-9.9%

### Total Annual Return Breakdown

a. Capital Growth	-4.5%	0.9%	16.5%	11.5%	-9.9%
b. Income Distribution	-	-	-	-	-

### Average Annual Return

a. One year period	-4.5%	0.9%	16.5%	11.5%	-9.9%
b. Three years period	4.3%	9.6%	6.0%	9.4%	6.2%
c. Five years period	2.9%	9.1%	9.3%	7.3%	5.1%

### Charges

a. Fund management fee	-	-	-	-	-
b. Audit fee (RM'000)	-	-	-	-	-
c. Taxation	8.0%	8.0%	8.0%	8.0%	8.0%

### Category and Composition of the Fund (RM'000)

Principal Titans Income Plus Fund (Target Fund)	9,325	9,290	9,693	10,124	9,081
Cash and others	48	(49)	(32)	64	126

ASSET ALLOCATION (RM)	Total Holdings	Cost	Market Value	% of NAV
Principal Titans Income Plus Fund (Target Fund)	7,384,813	9,756,703	9,324,803	99.5%
Cash and others	-	-	47,916	0.5%
	<b>7,384,813</b>	<b>9,756,703</b>	<b>9,372,719</b>	<b>100.0%</b>



# Sun Life Malaysia Balanced Stable Fund (“SLMBS”)

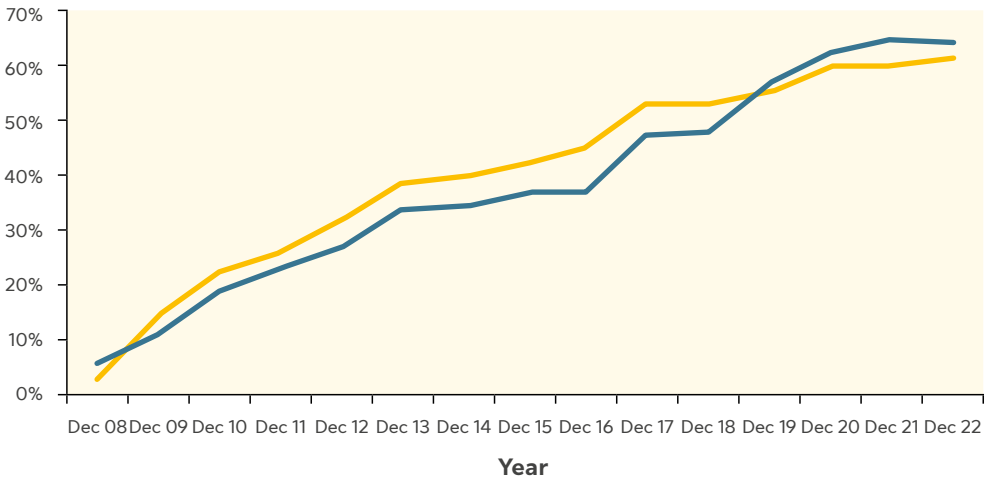
## What is the Fund’s Performance for the period and since inception to 31 December 2022?

	31 Dec 2022 (%)	31 Dec 2021 (%)	31 Dec 2020 (%)	31 Dec 2019 (%)	31 Dec 2018 (%)	Since Inception (%)
Performance (NAV)	-0.1	1.6	3.6	6.0	0.3	64.8
Benchmark (FBM100 25% + 12 month FD 75%)	0.4	0.3	2.8	1.6	0.1	61.0

The fund registered a return of -0.1% as compared to its benchmark of 0.4% for the period under review.

### SLMBS Fund Performance Since Inception

#### Return



— Benchmark — Fund NAV

# Sun Life Malaysia Balanced Stable Fund (“SLMBS”)

(Continued)

## Analysis of Changes in Net Asset Value (NAV)

	31 Dec 2022	31 Dec 2021	31 Dec 2020	31 Dec 2019	31 Dec 2018
NAV (RM'000)	2,381	2,540	2,565	2,543	2,515
NAV / Unit (RM)	1.6345	1.6364	1.6111	1.5549	1.4676
No. of Units ('000)	1,457	1,552	1,592	1,635	1,714
Highest NAV / Unit for the year (RM)	1.6469	1.6383	1.6143	1.5590	1.4920
Lowest NAV / Unit for the year (RM)	1.5879	1.5968	1.4635	1.4643	1.4500
Annual Return	-0.1%	1.6%	3.6%	6.0%	0.3%

### Total Annual Return Breakdown

a. Capital Growth	-0.1%	1.6%	3.6%	6.0%	0.3%
b. Income Distribution	-	-	-	-	-

### Average Annual Return

a. One year period	-0.1%	1.6%	3.6%	6.0%	0.3%
b. Three years period	1.7%	3.7%	3.3%	4.6%	2.7%
c. Five years period	2.3%	3.8%	3.6%	3.1%	2.0%

### Charges

a. Fund management fee	-	-	-	-	-
b. Audit fee (RM'000)	3.5	3.5	3.5	3.5	3.5
c. Taxation	8.0%	8.0%	8.0%	8.0%	8.0%

### Category and Composition of the Fund (RM'000)

Sun Life Malaysia Conservative Fund	1,784	1,895	1,916	1,910	1,882
Sun Life Malaysia Growth Fund	601	646	639	634	633
Cash and others	(4)	(1)	10	(1)	(0)

ASSET ALLOCATION (RM)	Total Holdings	Cost	Market Value	% of NAV
Sun Life Malaysia Conservative Fund	1,179,305	1,471,283	1,783,817	74.9%
Sun Life Malaysia Growth Fund	224,823	531,314	601,040	25.2%
Cash and others	-	-	(3,852.00)	-0.1%
	<b>1,404,128</b>	<b>2,202,597</b>	<b>2,381,007</b>	<b>100.0%</b>

# Sun Life Malaysia Balanced Moderate Fund (“SLMBM”)

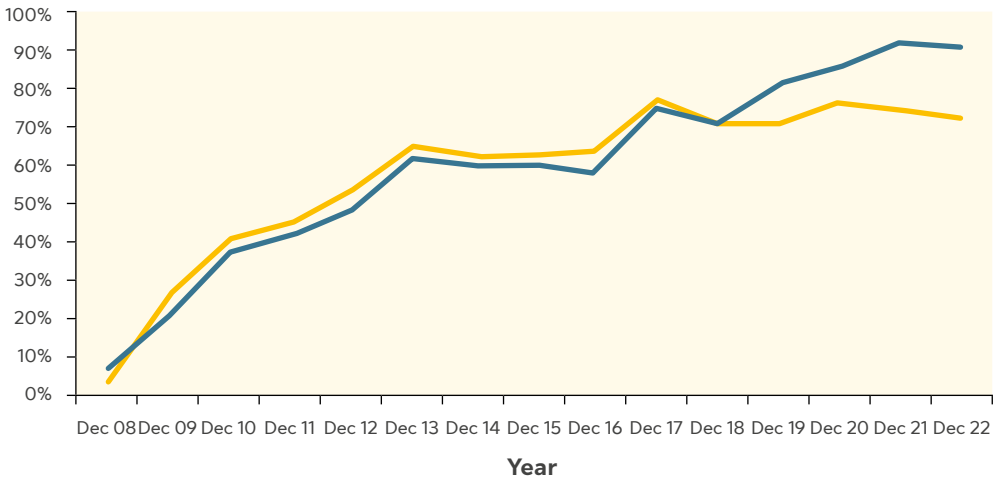
## What is the Fund’s Performance for the period and since inception to 31 December 2022?

	31 Dec 2022 (%)	31 Dec 2021 (%)	31 Dec 2020 (%)	31 Dec 2019 (%)	31 Dec 2018 (%)	Since Inception (%)
Performance (NAV)	-0.8	3.4	2.8	5.5	-2.4	91.1
Benchmark (FBM100 50% + 12 month FD 50%)	-1.5	-1.2	3.3	0.1	-3.0	72.5

The fund registered a return of -0.8% as compared to its benchmark of -1.5% for the period under review.

### SLMBM Fund Performance Since Inception

#### Return



— Benchmark — Fund NAV

# Sun Life Malaysia Balanced Moderate Fund (“SLMBM”)

(Continued)

## Analysis of Changes in Net Asset Value (NAV)

	31 Dec 2022	31 Dec 2021	31 Dec 2020	31 Dec 2019	31 Dec 2018
NAV (RM'000)	18,892	18,294	16,970	14,172	11,042
NAV / Unit (RM)	1.8950	1.9095	1.8462	1.7955	1.7012
No. of Units ('000)	9,969	9,581	9,192	7,893	6,491
Highest NAV / Unit for the year (RM)	1.9293	1.9319	1.8572	1.8051	1.7740
Lowest NAV / Unit for the year (RM)	1.8202	1.8187	1.5953	1.6924	1.6850
Annual Return	-0.8%	3.4%	2.8%	5.5%	-2.4%

### Total Annual Return Breakdown

a. Capital Growth	-0.8%	3.4%	2.8%	5.5%	-2.4%
b. Income Distribution	-	-	-	-	-

### Average Annual Return

a. One year period	-0.8%	3.4%	2.8%	5.5%	-2.4%
b. Three years period	1.8%	3.9%	2.0%	4.8%	2.5%
c. Five years period	1.7%	4.1%	3.2%	2.7%	1.3%

### Charges

a. Fund management fee	-	-	-	-	-
b. Audit fee (RM'000)	3.5	3.5	3.5	3.5	3.5
c. Taxation	8.0%	8.0%	8.0%	8.0%	8.0%

### Category and Composition of the Fund (RM'000)

Sun Life Malaysia Conservative Fund	9,397	9,067	8,483	7,096	5,508
Sun Life Malaysia Growth Fund	9,491	9,260	8,485	7,067	5,558
Cash and others	4	(33)	2	9	(25)

ASSET ALLOCATION (RM)	Total Holdings	Cost	Market Value	% of NAV
Sun Life Malaysia Conservative Fund	6,212,519	8,936,178	9,397,056	49.7%
Sun Life Malaysia Growth Fund	3,550,158	8,999,942	9,490,991	50.2%
Cash and others	-	-	3,568	0.1%
	<b>9,762,677</b>	<b>17,936,120</b>	<b>18,891,615</b>	<b>100.0%</b>

# Sun Life Malaysia Balanced Aggressive Fund (“SLMBA”)

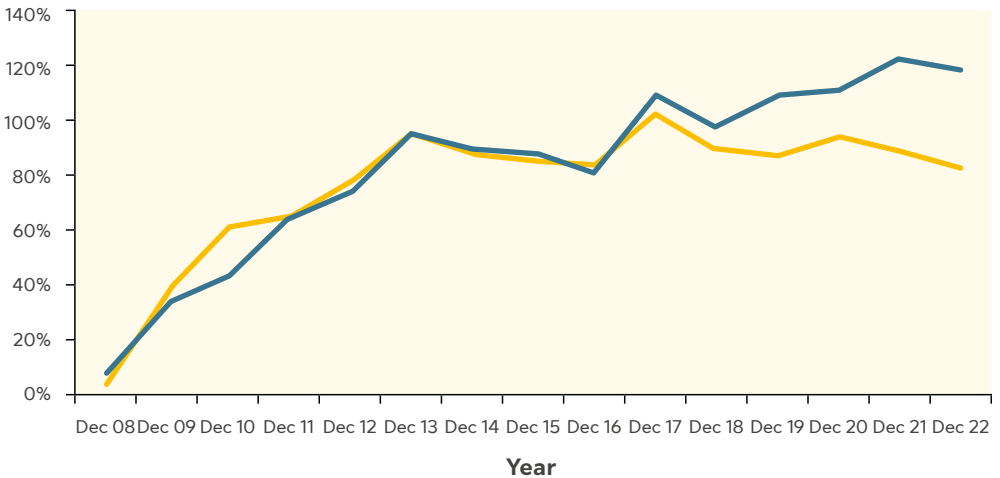
## What is the Fund’s Performance for the period and since inception to 31 December 2022?

	31 Dec 2022 (%)	31 Dec 2021 (%)	31 Dec 2020 (%)	31 Dec 2019 (%)	31 Dec 2018 (%)	Since Inception (%)
Performance (NAV)	-1.6	5.0	1.6	5.1	-5.3	118.6
Benchmark (FBM100 75% + 12 month FD 25%)	-3.4	-2.7	3.5	-1.4	-6.2	82.7

The fund registered a return of -1.6% as compared to its benchmark of -3.4% for the period under review.

### SLMBA Fund Performance Since Inception

#### Return



— Benchmark — Fund NAV

# Sun Life Malaysia Balanced Aggressive Fund (“SLMBA”)

(Continued)

## Analysis of Changes in Net Asset Value (NAV)

	31 Dec 2022	31 Dec 2021	31 Dec 2020	31 Dec 2019	31 Dec 2018
NAV (RM'000)	5,976	6,466	6,331	6,441	6,441
NAV / Unit (RM)	2.1680	2.2035	2.0982	2.0654	1.9655
No. of Units ('000)	2,756	2,934	3,017	3,119	3,277
Highest NAV / Unit for the year (RM)	2.2419	2.2539	2.1189	2.0821	2.1270
Lowest NAV / Unit for the year (RM)	2.0584	2.0500	1.7259	1.9497	1.9380
Annual Return	-1.6%	5.0%	1.6%	5.1%	-5.3%

### Total Annual Return Breakdown

a. Capital Growth	-1.6%	5.0%	1.6%	5.1%	-5.3%
b. Income Distribution	-	-	-	-	-

### Average Annual Return

a. One year period	-1.6%	5.0%	1.6%	5.1%	-5.3%
b. Three years period	1.7%	3.9%	0.5%	5.0%	2.1%
c. Five years period	1.0%	4.3%	2.6%	2.1%	0.5%

### Charges

a. Fund management fee	-	-	-	-	-
b. Audit fee (RM'000)	3.5	3.5	3.5	3.5	3.5
c. Taxation	8.0%	8.0%	8.0%	8.0%	8.0%

### Category and Composition of the Fund (RM'000)

Sun Life Malaysia Conservative Fund	1,487	1,594	1,583	1,616	1,600
Sun Life Malaysia Growth Fund	4,509	4,882	4,750	4,829	4,843
Cash and others	(20)	(9)	(3)	(4)	(2)

ASSET ALLOCATION (RM)	Total Holdings	Cost	Market Value	% of NAV
Sun Life Malaysia Conservative Fund	983,239	1,309,125	1,487,247	24.9%
Sun Life Malaysia Growth Fund	1,686,445	3,873,778	4,508,541	75.4%
Cash and others	-	-	(19,990)	-0.3%
	<b>2,669,684</b>	<b>5,182,903</b>	<b>5,975,798</b>	<b>100.0%</b>

# Sun Life Malaysia World Equity Fund (“SLMWE”)

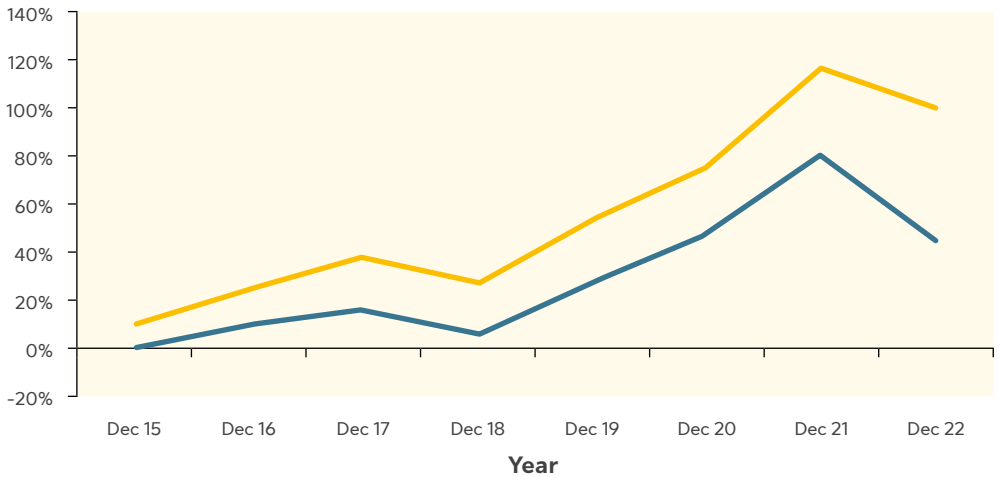
## What is the Fund’s Performance for the period and since inception to 31 December 2022?

	31 Dec 2022 (%)	31 Dec 2021 (%)	31 Dec 2020 (%)	31 Dec 2019 (%)	31 Dec 2018 (%)	Since Inception (%)
Performance (NAV)	-20.1	22.6	15.4	21.8	-9.1	44.1
Benchmark (MSCI ACWI Islamic (Shariah) Index)	-7.8	23.3	9.8	21.9	-7.8	99.8

The fund registered a return of -20.1% as compared to its benchmark of -7.8% for the period under review.

### SLMWE Fund Performance Since Inception

#### Return



— Benchmark — Fund NAV

# Sun Life Malaysia World Equity Fund (“SLMWE”)

(Continued)

## Analysis of Changes in Net Asset Value (NAV)

	31 Dec 2022	31 Dec 2021	31 Dec 2020	31 Dec 2019	31 Dec 2018
NAV (RM'000)	13,862	19,055	7,449	4,767	3,680
NAV / Unit (RM)	1.4405	1.8019	1.4700	1.2739	1.0457
No. of Units ('000)	9,623	10,575	5,067	3,742	3,519
Highest NAV / Unit for the year (RM)	1.8003	1.8355	1.4769	1.2902	1.1870
Lowest NAV / Unit for the year (RM)	1.3414	1.4224	0.9902	1.0366	1.0360
Annual Return	-20.1%	22.6%	15.4%	21.8%	-9.1%

### Total Annual Return Breakdown

a. Capital Growth	-20.1%	22.6%	15.4%	21.8%	-9.1%
b. Income Distribution	-	-	-	-	-

### Average Annual Return

a. One year period	-20.1%	22.6%	15.4%	21.8%	-9.1%
b. Three years period	6.0%	19.9%	9.4%	6.4%	2.2%
c. Five years period	6.1%	11.4%	8.8%	5.5%	-

### Charges

a. Fund management fee	-	-	-	-	-
b. Audit fee (RM'000)	-	-	-	-	-
c. Taxation	8.0%	8.0%	8.0%	8.0%	8.0%

### Category and Composition of the Fund (RM'000)

abrdn Islamic World Equity Fund (Target Fund)	13,721	19,330	7,558	4,828	3,670
Sun Life Malaysia Growth Fund	141	(275)	(109)	(61)	10

ASSET ALLOCATION (RM)	Total Holdings	Cost	Market Value	% of NAV
abrdn Islamic World Equity Fund (Target Fund)	6,880,289	15,329,745	13,721,361	99.0%
Cash and others	-	-	140,569	1.0%
	<b>6,880,289</b>	<b>15,329,745</b>	<b>13,861,930</b>	<b>100.0%</b>



# Sun Life Malaysia Asia Pacific Dynamic Income Fund (“SLMAPDI”)

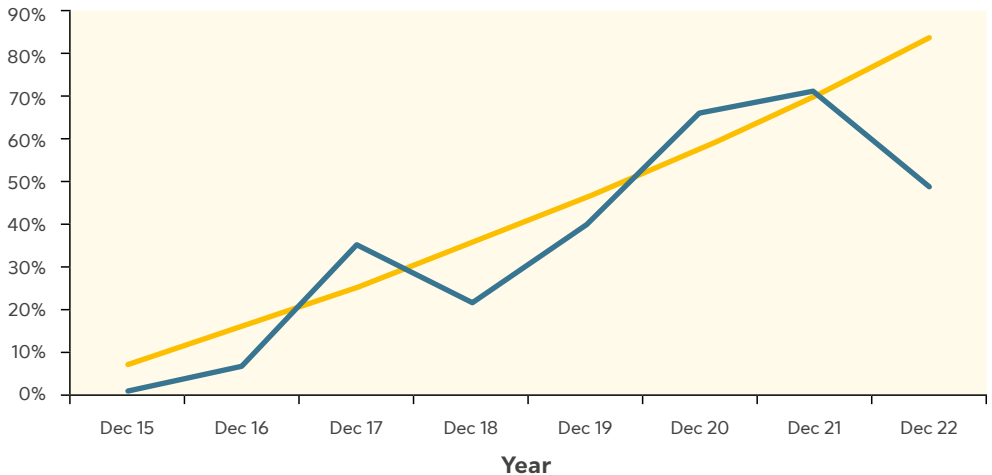
## What is the Fund’s Performance for the period and since inception to 31 December 2022?

	31 Dec 2022 (%)	31 Dec 2021 (%)	31 Dec 2020 (%)	31 Dec 2019 (%)	31 Dec 2018 (%)	Since Inception (%)
Performance (NAV)	-13.0	3.1	18.9	15.2	-10.0	49.1
Benchmark (Target Return 8% p.a.)	8.0	8.0	8.0	8.0	8.0	83.9

The fund registered a return of -13.0% as compared to its benchmark of 8.0% for the period under review.

### SLMAPDI Fund Performance Since Inception

#### Return



— Benchmark — Fund NAV

# Sun Life Malaysia Asia Pacific Dynamic Income Fund ("SLMAPDI") (Continued)

## Analysis of Changes in Net Asset Value (NAV)

	31 Dec 2022	31 Dec 2021	31 Dec 2020	31 Dec 2019	31 Dec 2018
NAV (RM'000)	273,174	315,255	219,452	149,271	109,877
NAV / Unit (RM)	1.4905	1.7131	1.6622	1.3985	1.2140
No. of Units ('000)	183,272	184,024	132,024	106,740	90,510
Highest NAV / Unit for the year (RM)	1.7567	1.8502	1.6678	1.4119	1.4080
Lowest NAV / Unit for the year (RM)	1.4202	1.6622	1.0870	1.1921	1.2040
Annual Return	-13.0%	3.1%	18.9%	15.2%	-10.0%

### Total Annual Return Breakdown

a. Capital Growth	-13.0%	3.1%	18.9%	15.2%	-10.0%
b. Income Distribution	-	-	-	-	-

### Average Annual Return

a. One year period	-13.0%	3.1%	18.9%	15.2%	-10.0%
b. Three years period	3.0%	12.4%	8.0%	10.3%	7.3%
c. Five years period	2.8%	10.6%	11.2%	7.6%	-

### Charges

a. Fund management fee	-	-	-	-	-
b. Audit fee (RM'000)	-	-	-	-	-
c. Taxation	8.0%	8.0%	8.0%	8.0%	8.0%

### Category and Composition of the Fund (RM'000)

Principal Asia Pacific Dynamic Income Fund (Target Fund)	271,128	318,204	222,686	150,344	109,416
Cash and others	2,046	(2,948)	(3,234)	(1,073)	461

ASSET ALLOCATION (RM)	Total Holdings	Cost	Market Value	% of NAV
Principal Asia Pacific Dynamic Income Fund (Target Fund)	1,296,643,265	296,193,230	271,128,106	99.3%
Cash and others	-	-	2,045,694	0.7%
	<b>1,296,643,265</b>	<b>296,193,230</b>	<b>273,173,800</b>	<b>100.0%</b>

# Sun Life Malaysia Asia Pacific Equity Fund (“SLMAPE”)

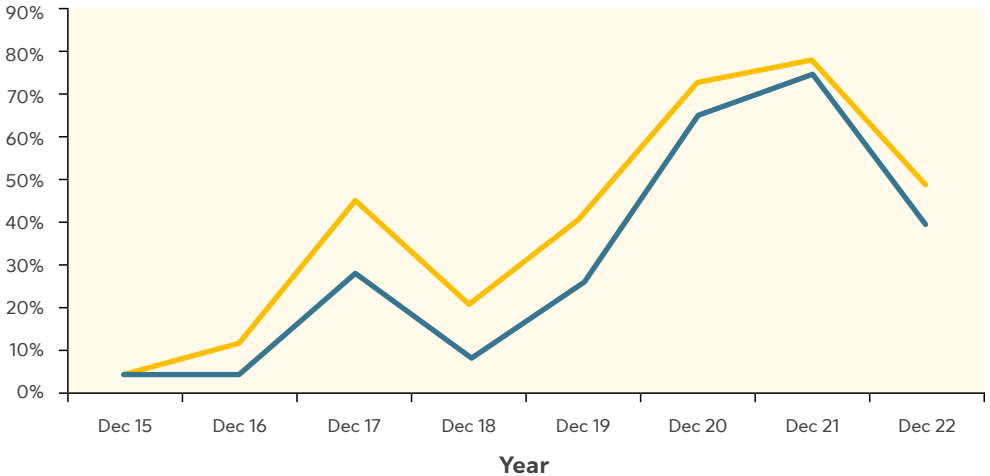
## What is the Fund’s Performance for the period and since inception to 31 December 2022?

	31 Dec 2022 (%)	31 Dec 2021 (%)	31 Dec 2020 (%)	31 Dec 2019 (%)	31 Dec 2018 (%)	Since Inception (%)
Performance (NAV)	-20.5	6.2	31.1	16.6	-15.4	39.2
Benchmark (MSCI AC Asia ex Japan Islamic Index)	-16.5	3.0	22.3	17.6	-17.0	48.9

The fund registered a return of -20.5% as compared to its benchmark of -16.5% for the period under review.

### SLMAPE Fund Performance Since Inception

#### Return



— Benchmark — Fund NAV

# Sun Life Malaysia Asia Pacific Equity Fund (“SLMAPE”)

(Continued)

## Analysis of Changes in Net Asset Value (NAV)

	31 Dec 2022	31 Dec 2021	31 Dec 2020	31 Dec 2019	31 Dec 2018
NAV (RM'000)	13,772	19,317	10,452	4,107	2,860
NAV / Unit (RM)	1.3924	1.7524	1.6503	1.2593	1.0797
No. of Units ('000)	9,891	11,023	6,333	3,262	2,649
Highest NAV / Unit for the year (RM)	1.7719	1.8459	1.6503	1.2726	1.3230
Lowest NAV / Unit for the year (RM)	1.3719	1.6503	1.0426	1.0557	1.0780
Annual Return	-20.5%	6.2%	31.1%	16.6%	-15.4%

### Total Annual Return Breakdown

a. Capital Growth	-20.5%	6.2%	31.1%	16.6%	-15.4%
b. Income Distribution	-	-	-	-	-

### Average Annual Return

a. One year period	-20.5%	6.2%	31.1%	16.6%	-15.4%
b. Three years period	5.6%	18.0%	10.8%	7.9%	2.6%
c. Five years period	3.6%	12.2%	11.1%	5.6%	-

### Charges

a. Fund management fee	-	-	-	-	-
b. Audit fee (RM'000)	-	-	-	-	-
c. Taxation	8.0%	8.0%	8.0%	8.0%	8.0%

### Category and Composition of the Fund (RM'000)

Principal Islamic Asia Pacific Dynamic Equity Fund (Target Fund)	13,723	19,472	10,525	4,117	2,693
Cash and others	49	(155)	(73)	(10)	167

ASSET ALLOCATION (RM)	Total Holdings	Cost	Market Value	% of NAV
Principal Islamic Asia Pacific Dynamic Equity Fund (Target Fund)	24,927,616	17,210,246	13,722,652	99.6%
Cash and others	-	-	49,232	0.4%
	<b>24,927,616</b>	<b>17,210,246</b>	<b>13,771,884</b>	<b>100.0%</b>

# Sun Life Malaysia Select Bond Fund (“SLMSB”)

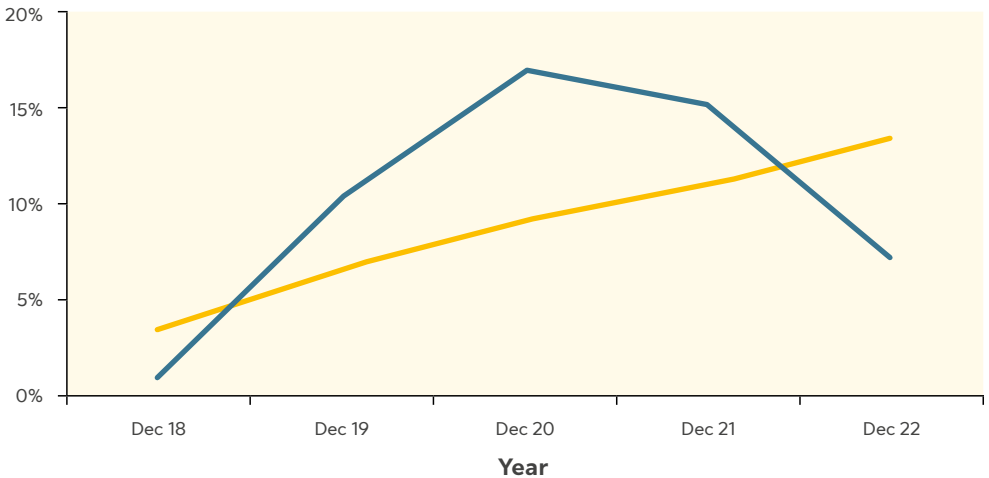
## What is the Fund’s Performance for the period and since inception to 31 December 2022?

	31 Dec 2022 (%)	31 Dec 2021 (%)	31 Dec 2020 (%)	31 Dec 2019 (%)	31 Dec 2018 (%)	Since Inception (%)
Performance (NAV)	-7.0	-1.4	6.0	9.4	0.9	7.2
Benchmark (Maybank 12-month FD)	2.2	1.9	2.2	3.2	3.3	13.5

The fund registered a return of -7.0% as compared to its benchmark of 2.2% for the period under review.

### SLMSB Fund Performance Since Inception

#### Return



— Benchmark — Fund NAV

# Sun Life Malaysia Select Bond Fund (“SLMSB”)

(Continued)

## Analysis of Changes in Net Asset Value (NAV)

	31 Dec 2022	31 Dec 2021	31 Dec 2020	31 Dec 2019	31 Dec 2018
NAV (RM'000)	7,464	8,195	11,102	3,707	555
NAV / Unit (RM)	1.0722	1.1531	1.1696	1.1031	1.0085
No. of Units ('000)	6,961	7,107	9,492	3,361	550
Highest NAV / Unit for the year (RM)	1.1545	1.1909	1.1696	1.1037	1.0100
Lowest NAV / Unit for the year (RM)	1.0194	1.1429	1.0541	1.0087	0.9911
Annual Return	-7.0%	-1.4%	6.0%	9.4%	0.9%

### Total Annual Return Breakdown

a. Capital Growth	-7.0%	-1.4%	6.0%	9.4%	0.9%
b. Income Distribution	-	-	-	-	-

### Average Annual Return

a. One year period	-7.0%	-1.4%	6.0%	9.4%	0.9%
b. Three years period	-0.8%	4.7%	5.4%	-	-
c. Five years period	1.6%	-	-	-	-

### Charges

a. Fund management fee	-	-	-	-	-
b. Audit fee (RM'000)	-	-	-	-	-
c. Taxation	8.0%	8.0%	8.0%	8.0%	8.0%

### Category and Composition of the Fund (RM'000)

AHAM Select Bond Fund (Target fund)	7,270	8,173	11,077	3,690	541
Cash and others	194	21	25	17	14

ASSET ALLOCATION (RM)	Total Holdings	Cost	Market Value	% of NAV
AHAM Select Bond Fund (Target Fund)	12,082,044	8,275,412	7,269,766	97.4%
Cash and others	-	-	193,747	2.6%
	<b>12,082,044</b>	<b>8,275,412</b>	<b>7,463,513</b>	<b>100.0%</b>

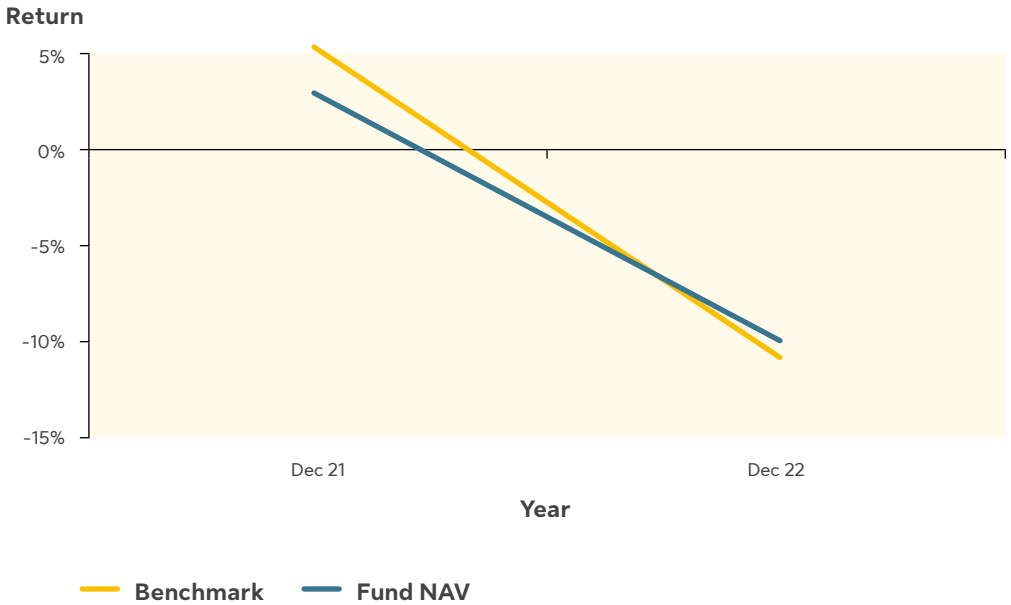
# Sun Life Malaysia Global Sustainable Fund (“SLMGS”)

## What is the Fund's Performance for the period and since inception to 31 December 2022?

	31 Dec 2022 (%)	31 Dec 2021 (%)	Since Inception (%)
Performance (NAV)	-12.4	2.8	-9.9
Benchmark (MSCI All Country World Index)	-15.2	5.1	-10.8

The fund registered a return of -12.4% as compared to its benchmark of -15.2% for the period under review.

### SLMGS Fund Performance Since Inception



# Sun Life Malaysia Global Sustainable Fund (“SLMGS”)

(Continued)

## Analysis of Changes in Net Asset Value (NAV)

	31 Dec 2022	31 Dec 2021
NAV (RM'000)	9,008	9,453
NAV / Unit (RM)	0.9006	1.0278
No. of Units ('000)	10,002	9,197
Highest NAV / Unit for the year (RM)	1.0363	1.0341
Lowest NAV / Unit for the year (RM)	0.8395	0.9791
Annual Return	-12.4%	2.8%
<b>Total Annual Return Breakdown</b>		
a. Capital Growth	-12.4%	2.8%
b. Income Distribution	-	-
<b>Average Annual Return</b>		
a. One year period	-12.4%	2.8%
b. Three years period	-	-
c. Five years period	-	-
<b>Charges</b>		
a. Fund management fee	-	-
b. Audit fee (RM'000)	-	-
c. Taxation	8.0%	8.0%
<b>Category and Composition of the Fund (RM'000)</b>		
Nomura Global Sustainable Equity Fund (Target fund)	9,729	9,507
Cash and others	(721)	(54)

ASSET ALLOCATION (RM)	Total Holdings	Cost	Market Value	% of NAV
Nomura Global Sustainable Equity Fund (Target Fund)	10,997,135	10,824,520	9,729,165	108.0%
Cash and others	-	-	(720,895)	-8.0%
	<b>10,997,135</b>	<b>10,824,520</b>	<b>9,008,271</b>	<b>100.0%</b>



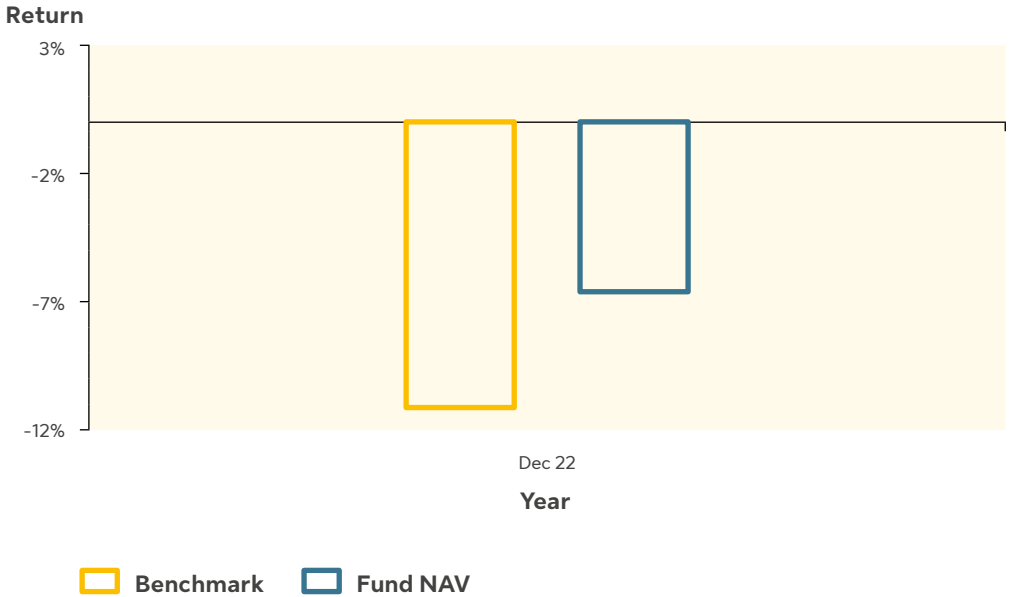
# Sun Life Malaysia Global Technology Fund (“SLMTF”)

## What is the Fund’s Performance for the period and since inception to 31 December 2022?

	31 Dec 2022 (%)	Since Inception (%)
Performance (NAV)	-6.6	-6.6
Benchmark (MSCI World Information Technology Index)	-11.1	-11.1

The fund registered a return of -6.6% as compared to its benchmark of -11.1% for the period under review.

### SLMTF Fund Performance Since Inception



# Sun Life Malaysia Global Technology Fund (“SLMTF”)

(Continued)

## Analysis of Changes in Net Asset Value (NAV)

	31 Dec 2022
NAV (RM'000)	605
NAV / Unit (RM)	0.9343
No. of Units ('000)	647
Highest NAV / Unit for the year (RM)	1.0492
Lowest NAV / Unit for the year (RM)	0.9126
Annual Return	-6.6%
<b>Total Annual Return Breakdown</b>	
a. Capital Growth	-6.6%
b. Income Distribution	-
<b>Average Annual Return</b>	
a. One year period	-6.6%
b. Three years period	-
c. Five years period	-
<b>Charges</b>	
a. Fund management fee	-
b. Audit fee (RM'000)	-
c. Taxation	8.0%
<b>Category and Composition of the Fund (RM'000)</b>	
Principal Global Technology Fund- Class MYR-Hedged (Target fund)	596
Cash and others	9

ASSET ALLOCATION (RM)	Total Holdings	Cost	Market Value	% of NAV
Principal Global Technology Fund-Class MYR-Hedged (Target Fund)	776,274	626,516	595,635	98.5%
Cash and others	-	-	9,079	1.5%
	<b>776,274</b>	<b>626,516</b>	<b>604,714</b>	<b>100.0%</b>

# Statement by Manager

I, Chew Chin Lim, Chief Financial Officer of Sun Life Malaysia Assurance Berhad (“the Manager”), state that, in the opinion of the Manager, the accompanying financial information of Sun Life Malaysia Assurance Investment-Linked Funds, consisting of the Sun Life Malaysia Growth Fund (“SLMG”), Sun Life Malaysia Conservative Fund (“SLMC”), Sun Life Malaysia Select Asia (ex Japan) Quantum Fund (“SLMSAQ”), Sun Life Malaysia Global Titans Fund (“SLMGT”), Sun Life Malaysia Equity Income Fund (“SLMEI”), Sun Life Malaysia Balanced Stable Fund (“SLMBS”), Sun Life Malaysia Balanced Moderate Fund (“SLMBM”), Sun Life Malaysia Balanced Aggressive Fund (“SLMBA”), Sun Life Malaysia World Equity Fund (“SLMWE”), Sun Life Malaysia Asia Pacific Dynamic Income Fund (“SLMAPDI”), Sun Life Malaysia Asia Pacific Equity Fund (“SLMAPE”), Sun Life Malaysia Select Bond Fund (“SLMSB”), Sun Life Malaysia Global Sustainable Fund (“SLMGS”) and Sun Life Malaysia Global Technology Fund (“SLMTF”) set out on pages 71 to 92 have been properly drawn up in accordance with the accounting policies prescribed in Note 3 to the financial information and the Guidelines on Investment-Linked Insurance / Takaful Business issued by Bank Negara Malaysia.

On behalf of the Manager,

## **CHEW CHIN LIM**

Chief Financial Officer

Kuala Lumpur  
15 March 2023

# Independent Auditors' Report to the Unitholders of Investment-Linked Funds of Sun Life Malaysia Assurance Bhd

## Report On The Audit Of The Financial Information

### Our Opinion

In our opinion, the accompanying financial information of the Funds for the financial year ended 31 December 2022 are prepared, in all material respects, in accordance with the accounting policies set out in Note 3 to the financial information and the Guidelines on Investment-Linked Insurance / Takaful Business issued by Bank Negara Malaysia.

### What we have audited

We have audited the financial information of the Funds, which comprise the statements of assets and liabilities as at 31 December 2022, and the statements of income and expenditure and statements of changes in net asset value for the financial year then ended, and notes to the financial information, including a summary of significant accounting policies, as set out on pages 71 to 92.

### Basis for opinion

We conducted our audit in accordance with approved standards on auditing in Malaysia and International Standards on Auditing. Our responsibilities under those standards are further described in the "Auditors' responsibilities for the audit of the financial information" section of our report.

We believe that the audit evidence we have obtained is sufficient and appropriate to provide a basis for our opinion.

### Emphasis of matter – basis of preparation and restriction on distribution and use

We draw attention to Note 3 to the financial information, which describes the basis of preparation. The financial information is prepared to assist the Funds to meet the requirements of the Guidelines on Investment-Linked Insurance / Takaful Business issued by Bank Negara Malaysia. As a result, the financial information may not be suitable for another purpose. Our report is intended solely for the unitholders of the Funds as a body and should not be distributed to or used by parties other than the unitholders of the Funds. Our opinion is not modified in respect of this matter.

### Independence and other ethical responsibilities

We are independent of the Funds in accordance with the By-Laws (on Professional Ethics, Conduct and Practice) of the Malaysian Institute of Accountants ("By-Laws") and the International Ethics Standards Board for Accountants' International Code of Ethics for Professional Accountants (including International Independence Standards) ("IESBA Code"), and we have fulfilled our other ethical responsibilities in accordance with the By-Laws and the IESBA Code.

# Independent Auditors' Report to the Unitholders of Investment-Linked Funds of Sun Life Malaysia Assurance Bhd

(Continued)

## Responsibilities of the Directors of the Manager for the financial information

The Directors of Sun Life Malaysia Assurance Berhad ("the Manager") are responsible for the preparation of the financial information in accordance with the accounting policies set out in Note 3 to the financial information and the Guidelines on Investment-Linked Insurance / Takaful Business issued by Bank Negara Malaysia, and for such internal control as the Directors determines is necessary to enable the preparation of financial information that are free from material misstatement, whether due to fraud or error.

In preparing the financial information, the Directors are responsible for assessing the Funds' ability to continue as a going concern, disclosing, as applicable, matters related to going concern and using the going concern basis of accounting unless the Directors either intends to liquidate the Funds or to cease operations, or has no realistic alternative but to do so.

The Directors of the Manager is responsible for overseeing the Funds' financial reporting process.

## Auditors' responsibilities for the audit of the financial information

Our objectives are to obtain reasonable assurance about whether the financial information of the Funds as a whole are free

from material misstatement, whether due to fraud or error, and to issue an auditors' report that includes our opinion. Reasonable assurance is a high level of assurance, but is not a guarantee that an audit conducted in accordance with approved standards on auditing in Malaysia and International Standards on Auditing will always detect a material misstatement when it exists. Misstatements can arise from fraud or error and are considered material if, individually or in the aggregate, they could reasonably be expected to influence the economic decisions of users taken on the basis of these financial information.

As part of an audit in accordance with approved standards on auditing in Malaysia and International Standards on Auditing, we exercise professional judgment and maintain professional scepticism throughout the audit. We also:

- (a) Identify and assess the risks of material misstatement of the financial information, whether due to fraud or error, design and perform audit procedures responsive to those risks, and obtain audit evidence that is sufficient and appropriate to provide a basis for our opinion. The risk of not detecting a material misstatement resulting from fraud is higher than for one resulting from error, as fraud may involve collusion, forgery, intentional omissions, misrepresentations, or the override of internal control.

# Independent Auditors' Report to the Unitholders of Investment-Linked Funds of Sun Life Malaysia Assurance Bhd

(Continued)

- (b) Obtain an understanding of internal control relevant to audit in order to design audit procedures that are appropriate in the circumstances, but not for the purpose of expressing an opinion on the effectiveness of the Fund's internal control.
- (c) Evaluate the appropriateness of accounting policies used and the reasonableness of accounting estimates and related disclosures made by the Directors of the Manager.
- (d) Conclude on the appropriateness of the Directors' use of the going concern basis of accounting and, based on the audit evidence obtained, whether a material uncertainty exists related to events or conditions that may cast significant doubt on the Funds' ability to continue as a going concern. If we conclude that a material uncertainty exists, we are required to draw attention in our auditors' report to the related disclosures in the financial information or, if such disclosures are inadequate, to modify our opinion. Our conclusions are based on the audit evidence obtained up to the date of our auditors' report. However, future events or conditions may cause the Funds to cease to continue as a going concern.

We communicate with the Directors of the Manager regarding, among other matters, the planned scope and timing of the audit and significant audit findings, including any significant deficiencies in internal control that we identify during our audit.

## Other Matters

This report is made solely to the unitholders of the Funds, as a body, and for no other purpose. We do not assume responsibility to any other person for the content of this report.

PRICEWATERHOUSECOOPERS PLT  
LLP0014401-LCA & AF 1146  
Chartered Accountants

Kuala Lumpur  
15 March 2023

# Statement Of Assets And Liabilities As At 31 December 2022

2022

	SLMG Fund RM	SLMBS Fund RM	SLMBM Fund RM	SLMBA Fund RM	SLMC Fund RM	SLMEI Fund RM	SLMGT Fund RM	SLMSAQ Fund RM
Investments:								
Malaysian Government Papers	-	-	-	-	4,571,642	-	-	-
Corporate / Debt Securities	-	-	-	-	41,904,271	-	-	-
Quoted Equities	68,970,980	-	-	-	-	-	-	-
Unit Trust	-	2,384,859	18,888,048	5,995,789	-	9,324,804	71,754,957	32,094,246
Cash and deposits	6,518,000	-	-	-	1,635,000	157	274	1,491
Income due and accrued	26,753	-	-	-	483,137	-	-	-
Receivables	206,953	37,630	107,411	77,709	55,327	16,331	36,566	-
Deferred tax assets	-	-	-	-	127,871	34,552	137,941	-
Current tax assets	-	-	-	-	-	-	-	5,312
<b>TOTAL ASSETS</b>	<b>75,722,686</b>	<b>2,422,489</b>	<b>18,995,459</b>	<b>6,073,498</b>	<b>48,777,248</b>	<b>9,375,844</b>	<b>71,929,738</b>	<b>32,101,049</b>
Payables	401,803	6,465	6,246	21,794	132,612	-	-	100,664
Current tax liabilities	138,764	4,436	21,443	10,874	166,766	3,207	32,281	-
Deferred tax liabilities	183,938	30,581	76,154	65,031	-	-	-	64,953
<b>TOTAL LIABILITIES</b>	<b>724,505</b>	<b>41,482</b>	<b>103,843</b>	<b>97,699</b>	<b>299,378</b>	<b>3,207</b>	<b>32,281</b>	<b>165,617</b>
<b>NET ASSET VALUE ATTRIBUTABLE TO POLICYHOLDERS</b>	<b>74,998,181</b>	<b>2,381,007</b>	<b>18,891,616</b>	<b>5,975,799</b>	<b>48,477,870</b>	<b>9,372,637</b>	<b>71,897,457</b>	<b>31,935,432</b>

# Statement Of Assets And Liabilities As At 31 December 2022

(Continued)

2022

	SLMWE Fund RM	SLMAPDI Fund RM	SLMAPE Fund RM	SLMSB Fund RM	SLMGS Fund RM	SLMTF Fund RM
Investments:						
Malaysian Government Papers	-	-	-	-	-	-
Corporate / Debt Securities	-	-	-	-	-	-
Quoted Equities	-	-	-	-	-	-
Unit Trust	13,721,361	271,128,105	13,722,652	7,269,766	9,729,166	595,635
Cash and deposits	250	931	359	2,922	4,272	614
Income due and accrued	-	-	-	-	-	-
Receivables	10	75,574	10	104,326	-	5,994
Deferred tax assets	128,671	2,005,210	279,007	80,452	87,628	2,471
Current tax assets	14,661	18,989	18,579	6,047	6,304	-
<b>TOTAL ASSETS</b>	<b>13,864,953</b>	<b>273,228,809</b>	<b>14,020,607</b>	<b>7,463,513</b>	<b>9,827,370</b>	<b>604,714</b>
Payables	3,023	55,009	248,723	-	819,100	-
Current tax liabilities	-	-	-	-	-	-
Deferred tax liabilities	-	-	-	-	-	-
<b>TOTAL LIABILITIES</b>	<b>3,023</b>	<b>55,009</b>	<b>248,723</b>	<b>-</b>	<b>819,100</b>	<b>-</b>
<b>NET ASSET VALUE ATTRIBUTABLE TO POLICYHOLDERS</b>	<b>13,861,930</b>	<b>273,173,800</b>	<b>13,771,884</b>	<b>7,463,513</b>	<b>9,008,270</b>	<b>604,714</b>



# Statement Of Assets And Liabilities As At 31 December 2022

(Continued)

2022

	SLMG Fund RM	SLMBS Fund RM	SLMBM Fund RM	SLMBA Fund RM	SLMC Fund RM	SLMEI Fund RM	SLMGT Fund RM	SLMSAQ Fund RM
REPRESENTED BY:								
Policyholders' capital	49,958,778	1,242,606	15,796,581	1,305,156	32,233,523	6,775,896	56,398,235	25,939,981
Undistributed income carried forward	25,039,403	1,138,401	3,095,035	4,670,643	16,244,347	2,596,741	15,499,222	5,995,451
Policyholders' liabilities	74,998,181	2,381,007	18,891,616	5,975,799	48,477,870	9,372,637	71,897,457	31,935,432
Units in circulation	28,053,363	1,456,698	9,969,274	2,756,392	32,050,270	6,020,799	36,527,377	18,867,014
Net asset value per unit	2.6734	1.6345	1.8950	2.1680	1.5126	1.5567	1.9683	1.6927

2022

	SLMWE Fund RM	SLMAPDI Fund RM	SLMAPE Fund RM	SLMSB Fund RM	SLMGS Fund RM	SLMTF Fund RM
REPRESENTED BY:						
Policyholders' capital	13,903,953	249,191,202	15,085,432	7,627,596	10,088,501	632,760
Undistributed income carried forward	(42,023)	23,982,598	(1,313,548)	(164,083)	(1,080,231)	(28,046)
Policyholders' liabilities	13,861,930	273,173,800	13,771,884	7,463,513	9,008,270	604,714
Units in circulation	9,622,810	183,272,154	9,890,724	6,961,168	10,002,346	647,258
Net asset value per unit	1.4405	1.4905	1.3924	1.0722	0.9006	0.9343

The accompanying notes are an integral part of this financial information.

# Statement Of Assets And Liabilities As At 31 December 2021

2021

	SLMG Fund RM	SLMBS Fund RM	SLMBM Fund RM	SLMBA Fund RM	SLMC Fund RM	SLMEI Fund RM	SLMGT Fund RM	SLMSAQ Fund RM
Investments:								
Malaysian Government Papers	-	-	-	-	4,318,805	-	-	-
Corporate / Debt Securities	-	-	-	-	39,476,638	-	-	-
Quoted Equities	71,327,082	-	-	-	-	-	-	-
Unit Trust	-	2,541,082	18,327,340	6,475,069	-	9,290,168	80,873,048	35,561,186
Cash and deposits	3,978,000	-	-	-	4,054,000	10,393	1,055	1,010
Income due and accrued	170,926	-	-	-	550,037	-	-	-
Receivables	148,880	51,554	127,353	99,523	139,929	5,500	103,908	14,523
Deferred tax assets	-	-	-	-	36,179	-	-	-
Current tax assets	-	-	-	-	-	-	-	-
<b>TOTAL ASSETS</b>	<b>75,624,888</b>	<b>2,592,636</b>	<b>18,454,693</b>	<b>6,574,592</b>	<b>48,575,588</b>	<b>9,306,061</b>	<b>80,978,011</b>	<b>35,576,719</b>
Payables	327,203	12,597	15,757	11,263	330,806	-	138,882	18,135
Current tax liabilities	71,755	4,986	35,891	12,409	189,949	33,236	305,246	210,535
Deferred tax liabilities	598,449	35,153	108,753	84,923	-	31,441	1,016,484	157,325
<b>TOTAL LIABILITIES</b>	<b>997,407</b>	<b>52,736</b>	<b>160,401</b>	<b>108,595</b>	<b>520,755</b>	<b>64,677</b>	<b>1,460,612</b>	<b>385,995</b>
<b>NET ASSET VALUE ATTRIBUTABLE TO POLICYHOLDERS</b>	<b>74,627,481</b>	<b>2,539,900</b>	<b>18,294,292</b>	<b>6,465,997</b>	<b>48,054,833</b>	<b>9,241,384</b>	<b>79,517,399</b>	<b>35,190,724</b>

# Statement Of Assets And Liabilities As At 31 December 2021

(Continued)

2021

	SLMWE Fund RM	SLMAPDI Fund RM	SLMAPE Fund RM	SLMSB Fund RM	SLMGS Fund RM
Investments:					
Malaysian Government Papers	-	-	-	-	-
Corporate / Debt Securities	-	-	-	-	-
Quoted Equities	-	-	-	-	-
Unit Trust	19,330,225	318,203,745	19,472,051	8,173,419	9,507,452
Cash and deposits	1,826	4,471	580	201	297
Income due and accrued	-	-	-	-	-
Receivables	69,970	272,453	-	14,924	1,042
Deferred tax assets	-	-	-	21,124	-
Current tax assets	-	-	-	-	-
<b>TOTAL ASSETS</b>	<b>19,402,021</b>	<b>318,480,669</b>	<b>19,472,631</b>	<b>8,209,668</b>	<b>9,508,791</b>
Payables	70,039	159,511	60	13,785	38,708
Current tax liabilities	87,151	704,407	93,038	1,050	-
Deferred tax liabilities	190,085	2,361,463	62,248	-	16,752
<b>TOTAL LIABILITIES</b>	<b>347,275</b>	<b>3,225,381</b>	<b>155,346</b>	<b>14,835</b>	<b>55,460</b>
<b>NET ASSET VALUE ATTRIBUTABLE TO POLICYHOLDERS</b>	<b>19,054,746</b>	<b>315,255,288</b>	<b>19,317,285</b>	<b>8,194,833</b>	<b>9,453,331</b>

# Statement Of Assets And Liabilities As At 31 December 2021

(Continued)

2021

	SLMG Fund RM	SLMBS Fund RM	SLMBM Fund RM	SLMBA Fund RM	SLMC Fund RM	SLMEI Fund RM	SLMGT Fund RM	SLMSAQ Fund RM
REPRESENTED BY:								
Policyholders' capital	47,691,183	1,396,415	15,067,464	1,688,163	32,190,024	6,212,553	53,325,728	28,071,902
Undistributed income carried forward	26,936,298	1,143,485	3,226,828	4,777,834	15,864,809	3,028,831	26,191,671	7,118,822
Policyholders' liabilities	74,627,481	2,539,900	18,294,292	6,465,997	48,054,833	9,241,384	79,517,399	35,190,724
Units in circulation	27,192,731	1,552,129	9,580,817	2,934,399	32,023,234	5,670,643	35,067,442	20,182,911
Net asset value per unit	2.7444	1.6364	1.9095	2.2035	1.5006	1.6297	2.2676	1.7436

2021

	SLMWE Fund RM	SLMAPDI Fund RM	SLMAPE Fund RM	SLMSB Fund RM	SLMGS Fund RM
REPRESENTED BY:					
Policyholders' capital	15,262,456	250,080,655	16,764,498	7,787,001	9,260,690
Undistributed income carried forward	3,792,290	65,174,633	2,552,787	407,832	192,641
Policyholders' liabilities	19,054,746	315,255,288	19,317,285	8,194,833	9,453,331
Units in circulation	10,574,598	184,023,647	11,023,362	7,106,812	9,197,471
Net asset value per unit	1.8019	1.7131	1.7524	1.1531	1.0278

The accompanying notes are an integral part of this financial information.

# Statement Of Income And Expenditure For The Financial Year Ended 31 December 2022

2022

	SLMG Fund RM	SLMBS Fund RM	SLMBM Fund RM	SLMBA Fund RM	SLMC Fund RM	SLMEI Fund RM	SLMGT Fund RM	SLMSAQ Fund RM
Net investment income:								
Interest income:								
Fixed Deposit / Money Market	141,408	-	-	-	61,629	-	-	-
Corporate / Debt Securities	-	-	-	-	2,010,661	-	-	-
Dividend income	2,548,745	-	-	-	-	289,962	2,212,193	-
Profits on disposal of investment	1,755,883	55,444	268,035	135,929	12,288	7,530	180,875	-
Unrealised profit on investments	-	-	-	-	-	-	-	-
Other income	414,512	4,573	32,599	19,891	91,692	98,547	1,377,066	97,685
<b>TOTAL INCOME</b>	<b>4,860,548</b>	<b>60,017</b>	<b>300,634</b>	<b>155,820</b>	<b>2,176,270</b>	<b>396,039</b>	<b>3,770,134</b>	<b>97,685</b>
Management fees	3,500	3,500	3,500	3,500	3,500	-	-	-
Loss on disposal of investment	-	-	-	-	-	-	-	66,405
Other outgo	6,615,179	57,166	407,483	248,637	1,626,467	824,922	14,430,302	1,154,651
<b>TOTAL OUTGO</b>	<b>6,618,679</b>	<b>60,666</b>	<b>410,983</b>	<b>252,137</b>	<b>1,629,967</b>	<b>824,922</b>	<b>14,430,302</b>	<b>1,221,056</b>

# Statement Of Income And Expenditure For The Financial Year Ended 31 December 2022

(Continued)

2022

	SLMWE Fund RM	SLMAPDI Fund RM	SLMAPE Fund RM	SLMSB Fund RM	SLMGS Fund RM	SLMTF Fund RM
Net investment income:						
Interest income:						
Fixed Deposit / Money Market	-	-	-	-	-	-
Corporate / Debt Securities	-	-	-	-	-	-
Dividend income	-	9,243,072	271,759	179,895	-	364
Profits on disposal of investment	-	-	-	-	-	-
Unrealised profit on investments	-	-	-	-	-	-
Other income	333,419	4,385,662	359,834	65,375	110,685	2,471
<b>TOTAL INCOME</b>	<b>333,419</b>	<b>13,628,734</b>	<b>631,593</b>	<b>245,270</b>	<b>110,685</b>	<b>2,835</b>
Management fees	-	-	-	-	-	-
Loss on disposal of investment	183,267	237,356	232,233	75,592	78,799	-
Other outgo	3,984,465	54,583,413	4,265,696	741,593	1,304,758	30,881
<b>TOTAL OUTGO</b>	<b>4,167,732</b>	<b>54,820,769</b>	<b>4,497,929</b>	<b>817,185</b>	<b>1,383,557</b>	<b>30,881</b>

# Statement Of Income And Expenditure For The Financial Year Ended 31 December 2022

(Continued)

2022

	SLMG Fund RM	SLMBS Fund RM	SLMBM Fund RM	SLMBA Fund RM	SLMC Fund RM	SLMEI Fund RM	SLMGT Fund RM	SLMSAQ Fund RM
EXCESS OF INCOME OVER OUTGO BEFORE TAXATION	(1,758,131)	(649)	(110,349)	(96,317)	546,303	(428,883)	(10,660,168)	(1,123,371)
TAXATION	138,764	4,436	21,443	10,874	166,766	3,207	32,281	-
EXCESS OF INCOME OVER OUTGO AFTER TAXATION	(1,896,895)	(5,085)	(131,792)	(107,191)	379,537	(432,090)	(10,692,449)	(1,123,371)
UNDISTRIBUTED INCOME BROUGHT FORWARD	26,936,298	1,143,486	3,226,827	4,777,834	15,864,810	3,028,831	26,191,671	7,118,822
<b>UNDISTRIBUTED INCOME CARRIED FORWARD</b>	<b>25,039,403</b>	<b>1,138,401</b>	<b>3,095,035</b>	<b>4,670,643</b>	<b>16,244,347</b>	<b>2,596,741</b>	<b>15,499,222</b>	<b>5,995,451</b>

# Statement Of Income And Expenditure For The Financial Year Ended 31 December 2022

(Continued)

2022

	SLMWE Fund RM	SLMAPDI Fund RM	SLMAPE Fund RM	SLMSB Fund RM	SLMGS Fund RM	SLMTF Fund RM
EXCESS OF INCOME OVER OUTGO BEFORE TAXATION	(3,834,313)	(41,192,035)	(3,866,336)	(571,915)	(1,272,872)	(28,046)
TAXATION	-	-	-	-	-	-
EXCESS OF INCOME OVER OUTGO AFTER TAXATION	(3,834,313)	(41,192,035)	(3,866,336)	(571,915)	(1,272,872)	(28,046)
UNDISTRIBUTED INCOME BROUGHT FORWARD	3,792,290	65,174,633	2,552,788	407,832	192,641	-
<b>UNDISTRIBUTED INCOME CARRIED FORWARD</b>	<b>(42,023)</b>	<b>23,982,598</b>	<b>(1,313,548)</b>	<b>(164,083)</b>	<b>(1,080,231)</b>	<b>(28,046)</b>

The accompanying notes are an integral part of this financial information.



# Statement Of Income And Expenditure For The Financial Year Ended 31 December 2021

2021

	SLMG Fund RM	SLMBS Fund RM	SLMBM Fund RM	SLMBA Fund RM	SLMC Fund RM	SLMEI Fund RM	SLMGT Fund RM	SLMSAQ Fund RM
Net investment income:								
Interest income:								
Fixed Deposit / Money Market	64,164	-	-	-	69,053	-	-	-
Corporate / Debt Securities	-	-	-	-	1,915,734	-	-	-
Dividend income	2,231,770	-	-	-	-	280,184	2,153,866	-
Profits on disposal of investment	997,068	62,319	448,643	155,118	411,640	381,978	3,620,317	2,631,684
Unrealised profit on investments	3,452,489	-	176,106	187,520	-	-	5,694,519	-
Other income	7,647	1,271	-	-	148,811	81,214	195,261	145,603
<b>TOTAL INCOME</b>	<b>6,753,138</b>	<b>63,590</b>	<b>624,749</b>	<b>342,638</b>	<b>2,545,238</b>	<b>743,376</b>	<b>11,663,963</b>	<b>2,777,287</b>
Management fees	3,500	3,500	3,500	3,500	3,500	-	-	-
Loss on disposal of investment	-	-	-	-	22,071	-	-	-
Other outgo	1,654,172	15,893	14,088	15,002	2,336,135	596,746	455,561	1,820,043
<b>TOTAL OUTGO</b>	<b>1,657,672</b>	<b>19,393</b>	<b>17,588</b>	<b>18,502</b>	<b>2,361,706</b>	<b>596,746</b>	<b>455,561</b>	<b>1,820,043</b>

# Statement Of Income And Expenditure For The Financial Year Ended 31 December 2021

(Continued)

2021

	SLMWE Fund RM	SLMAPDI Fund RM	SLMAPE Fund RM	SLMSB Fund RM	SLMGS Fund RM
Net investment income:					
Interest income:					
Fixed Deposit / Money Market	-	-	-	-	-
Corporate / Debt Securities	-	-	-	-	-
Dividend income	-	7,378,797	172,853	271,977	-
Profits on disposal of investment	1,089,381	8,805,086	1,162,972	13,128	-
Unrealised profit on investments	1,132,851	-	-	-	209,404
Other income	-	980,009	44,934	36,058	-
<b>TOTAL INCOME</b>	<b>2,222,232</b>	<b>17,163,892</b>	<b>1,380,759</b>	<b>321,163</b>	<b>209,404</b>
Management fees	-	-	-	-	-
Loss on disposal of investment	-	-	-	-	-
Other outgo	90,628	12,250,117	561,675	450,748	16,762
<b>TOTAL OUTGO</b>	<b>90,628</b>	<b>12,250,117</b>	<b>561,675</b>	<b>450,748</b>	<b>16,762</b>

# Statement Of Income And Expenditure For The Financial Year Ended 31 December 2021

(Continued)

2021

	SLMG Fund RM	SLMBS Fund RM	SLMBM Fund RM	SLMBA Fund RM	SLMC Fund RM	SLMEI Fund RM	SLMGT Fund RM	SLMSAQ Fund RM
EXCESS OF INCOME OVER OUTGO BEFORE TAXATION	5,095,466	44,197	607,161	324,136	183,532	146,630	11,208,402	957,244
TAXATION	71,755	4,986	35,892	12,409	189,948	33,236	305,246	210,535
EXCESS OF INCOME OVER OUTGO AFTER TAXATION	5,023,711	39,211	571,269	311,727	(6,416)	113,394	10,903,156	746,709
UNDISTRIBUTED INCOME BROUGHT FORWARD	21,912,587	1,104,274	2,655,559	4,466,107	15,871,226	2,915,437	15,288,515	6,372,113
<b>UNDISTRIBUTED INCOME CARRIED FORWARD</b>	<b>26,936,298</b>	<b>1,143,485</b>	<b>3,226,828</b>	<b>4,777,834</b>	<b>15,864,810</b>	<b>3,028,831</b>	<b>26,191,671</b>	<b>7,118,822</b>

# Statement Of Income And Expenditure For The Financial Year Ended 31 December 2021

(Continued)

2021

	SLMWE Fund RM	SLMAPDI Fund RM	SLMAPE Fund RM	SLMSB Fund RM	SLMGS Fund RM
EXCESS OF INCOME OVER OUTGO BEFORE TAXATION	2,131,604	4,913,775	819,084	(129,585)	192,642
TAXATION	87,151	704,407	93,038	1,050	1
EXCESS OF INCOME OVER OUTGO AFTER TAXATION	2,044,453	4,209,368	726,046	(130,635)	192,641
UNDISTRIBUTED INCOME BROUGHT FORWARD	1,747,837	60,965,265	1,826,741	538,467	-
<b>UNDISTRIBUTED INCOME CARRIED FORWARD</b>	<b>3,792,290</b>	<b>65,174,633</b>	<b>2,552,787</b>	<b>407,832</b>	<b>192,641</b>

The accompanying notes are an integral part of this financial information.

# Statement Of Changes In Net Asset Value For The Financial Year Ended 31 December 2022

2022

	SLMG Fund RM	SLMBS Fund RM	SLMBM Fund RM	SLMBA Fund RM	SLMC Fund RM	SLMEI Fund RM	SLMGT Fund RM	SLMSAQ Fund RM
Net asset value at beginning of the financial year	74,627,481	2,539,900	18,294,292	6,465,997	48,054,833	9,241,384	79,517,399	35,190,724
Excess of income over outgo for the financial year:								
Net realised income / (loss) after taxation	3,284,504	52,081	275,691	141,446	1,525,690	392,832	3,737,853	31,280
Unrealised profit / (loss) on investments	(5,181,399)	(57,166)	(407,483)	(248,637)	(1,146,153)	(824,922)	(14,430,302)	(1,154,651)
	(1,896,895)	(5,085)	(131,792)	(107,191)	379,537	(432,090)	(10,692,449)	(1,123,371)
Movement due to units created and cancelled during the financial year:								
Net creation of units	14,473,399	110,940	5,177,052	337,934	2,493,121	2,793,259	18,514,498	3,369,873
Net cancellation of units	(12,205,804)	(264,748)	(4,447,936)	(720,941)	(2,449,621)	(2,229,916)	(15,441,990)	(5,501,794)
	2,267,595	(153,808)	729,116	(383,007)	43,500	563,343	3,072,508	(2,131,921)
<b>Net asset value at end of the financial year</b>	<b>74,998,181</b>	<b>2,381,007</b>	<b>18,891,616</b>	<b>5,975,799</b>	<b>48,477,870</b>	<b>9,372,637</b>	<b>71,897,458</b>	<b>31,935,432</b>

# Statement Of Changes In Net Asset Value For The Financial Year Ended 31 December 2022

(Continued)

2022

	SLMWE Fund RM	SLMAPDI Fund RM	SLMAPE Fund RM	SLMSB Fund RM	SLMGS Fund RM	SLMTF Fund RM
Net asset value at beginning of the financial year	19,054,746	315,255,288	19,317,285	8,194,833	9,453,331	-
Excess of income over outgo for the financial year:						
Net realised income / (loss) after taxation	150,152	13,391,378	399,360	169,678	31,886	2,835
Unrealised profit / (loss) on investments	(3,984,465)	(54,583,413)	(4,265,696)	(741,593)	(1,304,758)	(30,881)
	(3,834,313)	(41,192,035)	(3,866,336)	(571,915)	(1,272,872)	(28,046)
Movement due to units created and cancelled during the financial year:						
Net creation of units	3,227,544	57,937,670	208,050	1,802,590	2,819,085	653,202
Net cancellation of units	(4,586,047)	(58,827,123)	(1,887,115)	(1,961,996)	(1,991,274)	(20,442)
	(1,358,503)	(889,453)	(1,679,065)	(159,406)	827,811	632,760
<b>Net asset value at end of the financial year</b>	<b>13,861,930</b>	<b>273,173,800</b>	<b>13,771,884</b>	<b>7,463,513</b>	<b>9,008,270</b>	<b>604,714</b>

The accompanying notes are an integral part of this financial information.

# Statement Of Changes In Net Asset Value For The Financial Year Ended 31 December 2021

2021

	SLMG Fund RM	SLMBS Fund RM	SLMBM Fund RM	SLMBA Fund RM	SLMC Fund RM	SLMEI Fund RM	SLMGT Fund RM	SLMSAQ Fund RM
Net asset value at beginning of the financial year	69,044,833	2,564,921	16,970,080	6,330,502	47,853,311	9,660,983	55,661,564	24,037,611
Excess of income over outgo for the financial year:								
Net realised income / (loss) after taxation	1,571,222	55,104	395,163	124,207	1,853,725	710,140	5,208,637	2,566,752
Unrealised profit / (loss) on investments	3,452,489	(15,893)	176,106	187,520	(1,860,141)	(596,746)	5,694,519	(1,820,043)
	5,023,711	39,211	571,269	311,727	(6,416)	113,394	10,903,156	746,709
Movement due to units created and cancelled during the financial year:								
Net creation of units	15,705,246	140,521	5,668,336	412,258	3,282,627	4,236,132	54,327,143	29,333,975
Net cancellation of units	(15,146,309)	(204,753)	(4,915,393)	(588,490)	(3,074,689)	(4,769,125)	(41,374,464)	(18,927,571)
	558,937	(64,232)	752,943	(176,232)	207,938	(532,993)	12,952,679	10,406,404
<b>Net asset value at end of the financial year</b>	<b>74,627,481</b>	<b>2,539,900</b>	<b>18,294,292</b>	<b>6,465,997</b>	<b>48,054,833</b>	<b>9,241,384</b>	<b>79,517,399</b>	<b>35,190,724</b>

# Statement Of Changes In Net Asset Value For The Financial Year Ended 31 December 2021

(Continued)

2021

	SLMWE Fund RM	SLMAPDI Fund RM	SLMAPE Fund RM	SLMSB Fund RM	SLMGS Fund RM
Net asset value at beginning of the financial year	7,449,243	219,451,875	10,451,849	11,101,990	-
Excess of income over outgo for the financial year:					
Net realised income / (loss) after taxation	911,602	16,459,485	1,287,721	320,093	(16,763)
Unrealised profit / (loss) on investments	1,132,851	(12,250,117)	(561,675)	(450,728)	209,404
	2,044,453	4,209,368	726,046	(130,635)	192,641
Movement due to units created and cancelled during the financial year:					
Net creation of units	17,971,131	211,755,743	19,220,158	3,281,563	9,265,819
Net cancellation of units	(8,410,081)	(120,161,698)	(11,080,768)	(6,058,085)	(5,129)
	9,561,050	91,594,045	8,139,390	(2,776,522)	9,260,690
<b>Net asset value at end of the financial year</b>	<b>19,054,746</b>	<b>315,255,288</b>	<b>19,317,285</b>	<b>8,194,833</b>	<b>9,453,331</b>



# Notes to the Financial Information for the Financial Year Ended 31 December 2022

## 1. Principal Activities and General Information

Sun Life Malaysia Assurance Investment-Linked Funds consist of Sun Life Malaysia Growth Fund (“SLMG”), Sun Life Malaysia Conservative Fund (“SLMC”), Sun Life Malaysia Select Asia (ex Japan) Quantum Fund (“SLMSAQ”), Sun Life Malaysia Global Titans Fund (“SLMGT”), Sun Life Malaysia Equity Income Fund (“SLMEI”), Sun Life Malaysia Balanced Stable Fund (“SLMBS”), Sun Life Malaysia Balanced Moderate Fund (“SLMBM”), Sun Life Malaysia Balanced Aggressive Fund (“SLMBA”), Sun Life Malaysia World Equity Fund (“SLMWE”), Sun Life Malaysia Asia Pacific Dynamic Income Fund (“SLMAPDI”), Sun Life Malaysia Asia Pacific Equity Fund (“SLMAPE”), Sun Life Malaysia Select Bond Fund (“SLMSB”), Sun Life Malaysia Global Sustainable Fund (“SLMGS”) and Sun Life Malaysia Global Technology Fund (“SLMTF” (herein referred to collectively as “the Funds”).

The principal activities of the Funds are to invest in authorised investments. SLMTF was launched on 1 June 2022, SLMGS was launched on 21 July 2021, SLMSB was launched on 16 January 2018, SLMWE, SLMAPDI and SLMAPE were launched on 13 February 2015, SLMSAQ, SLMGT and SLMEI were launched on 20 May 2014, and SLMG, SLMBS, SLMBM, SLMBA and SLMC were launched on 28 October 2008.

The Manager of the Funds is Sun Life Malaysia Assurance Berhad, a company incorporated in Malaysia, engaged principally in the underwriting of life insurance business, including investment-linked business.

## 2. Basis of Preparation

The financial information of the Funds are prepared under the historical cost convention except as disclosed in this summary of significant accounting policies. The financial information have been prepared in accordance with the accounting policies described in Note 3 to the financial information and the Guidelines on Investment-Linked Insurance / Takaful Business issued by Bank Negara Malaysia (“BNM”) in all material aspects.

The preparation of the financial information requires the use of estimates and assumptions that affect the reported amount of assets and liabilities and disclosure of contingent assets and liabilities at the date of the financial information, and the reported amounts of income and expenses during the reported financial year. It also requires the Manager to exercise its judgment in the process of applying the Funds’ accounting policies. Although these estimates are based on the Manager’s best knowledge of current events and actions, actual results may differ from those estimates.

# Notes to the Financial Information for the Financial Year Ended 31 December 2022

(Continued)

## 2. Basis of Preparation (Continued)

However, the Manager is of the opinion that there are currently no areas where assumptions and estimates that have a significant risk of causing a material adjustment to the carrying amount of assets and liabilities within the next financial year and no accounting policies which require significant judgment to be exercised.

## 3. Summary of Significant Accounting Policies

The following accounting policies have been used consistently in dealing with items which are considered material in relation to the financial information.

### (a) Investments

#### (i) Fair value through profit or loss financial assets ("FVTPL")

Investments of the Funds are designated as financial assets at fair value through profit or loss ("FVTPL") at inception as they are managed and evaluated on a fair value basis, in accordance with the respective investment strategy and mandate.

Financial assets at FVTPL are initially recorded at fair value. Subsequent to initial recognition, these investments are remeasured at fair value. Fair value adjustments and realised gain and losses on derecognition are recognised in the Statement of Income and Expenditure.

#### (ii) Fair value of financial assets

Quoted investments are valued based on the stock exchange closing market price as at the date of Statement of Assets and Liabilities.

Unquoted corporate debt securities and Malaysian Government Securities are valued based on indicative fair market prices quoted by reference to the quotations provided by bond pricing / rating agency at the date of the Statement of Assets and Liabilities.

Fair value of other investments comprising investment in investment-linked funds and unit trust funds are stated at the net asset value of the underlying funds at the date of the Statement of Assets and Liabilities.

# Notes to the Financial Information for the Financial Year Ended 31 December 2022 (Continued)

## 3. Summary of Significant Accounting Policies (Continued)

### (a) Investments (Continued)

Fixed deposits / money market are stated at approximately their carrying amount as at the date of Statement of Assets and Liabilities.

The unrealised profit or losses in value of investment are credited or charged to the Statement of Income and Expenditure.

### (b) Cash and deposits

Cash and deposits consist of cash and bank balances and deposits held at financial institutions with original maturities of three months or less.

### (c) Net creation of units

Net creation of units represents premiums paid by policyholders as payment for a new contract or subsequent payments to increase the amount of that contract. Net creation of units is recognised on a receipt basis.

### (d) Net cancellation of units

Net cancellation of units represents cancellation of units arising from surrenders and withdrawals by policyholders. Net cancellation of units is recognised upon surrendering of the related insurance contract.

### (e) Other income

Other income comprises of the tax income arising from recognition of deferred tax.

### (f) Other outgo

Other outgo comprises of fund's charges that are recognised when incurred.

### (g) Income recognition

Interest income is recognised on the accrual basis taking into account the effective yield of the asset.

# Notes to the Financial Information for the Financial Year Ended 31 December 2022

(Continued)

## 3. Summary of Significant Accounting Policies (Continued)

### (g) Income recognition (Continued)

Dividend income is recognised when the right to receive dividend has been established, generally when the security becomes ex-dividend.

Gains or losses arising from the disposal of investments are credited or charged to the Statement of Income and Expenditure.

### (h) Taxation

Current tax is the expected amount of income tax payable in respect of the taxable profit for the financial year and is measured using the tax rates that have been enacted at the date of the Statement of Assets and Liabilities.

Deferred taxation is recognised in full using the liability method, on temporary differences at the date of Statement of Assets and Liabilities between the tax bases of assets and liabilities and their carrying amounts in the financial information.

Deferred tax is measured at the tax rates that are expected to apply to the period when the asset is realised or the liability is settled, based on tax rates that have been enacted or substantially enacted at the date of Statement of Assets and Liabilities.

Deferred tax asset is recognised only to the extent that it is probable that future taxable profits will be available against which the deductible temporary differences can be utilised.

### (i) Management fee

Management fee is calculated based on the net asset value of the Funds.

## 4. Investments

The details of investments of the holding of the Funds are set out in the Funds Performance Report.

20  
22

Laporan Prestasi Dana  
Berkaitan-Pelaburan Insurans



# Notis Penting

Harap maklum bahawa harga unit harian dana-dana boleh didapati di laman web kami di **[www.sunlifemalaysia.com](http://www.sunlifemalaysia.com)** dan anda boleh menyemak harga unit bulanan dalam surat khabar New Straits Times dan Berita Harian.

**Sun Life Malaysia Assurance Berhad**

# Kandungan

## 96 - 100

Perutusan Ketua  
Pegawai Eksekutif &  
Presiden

## 101 - 103

Ulasan Pasaran dan  
Unjuran 2023

## 104 - 118

Objektif / Dasar Dana

## 119 - 124

Dana Sun Life Malaysia  
Growth ("SLMG")

## 125 - 135

Dana Sun Life Malaysia  
Conservative ("SLMC")

## 136 - 137

Dana Sun Life Malaysia  
Select Asia (Ex Japan)  
Quantum ("SLMSAQ")

## 138 - 139

Dana Sun Life Malaysia  
Global Titans ("SLMGT")

## 140 - 141

Dana Sun Life Malaysia  
Equity Income  
("SLMEI")

## 142 - 143

Dana Sun Life Malaysia  
Balanced Stable  
("SLMBS")

## 144 - 145

Dana Sun Life Malaysia  
Balanced Moderate  
("SLMBM")

## 146 - 147

Dana Sun Life Malaysia  
Balanced Aggressive  
("SLMBA")

## 148 - 149

Dana Sun Life Malaysia  
World Equity ("SLMWE")

## 150 - 151

Dana Sun Life Malaysia  
Asia Pacific Dynamic  
Income ("SLMAPDI")

## 152 - 153

Dana Sun Life Malaysia  
Asia Pacific Equity  
("SLMAPE")

## 154 - 155

Dana Sun Life Malaysia  
Select Bond ("SLMSB")

## 156 - 157

Dana Sun Life Malaysia  
Global Sustainable  
("SLMGS")

## 158 - 159

Dana Sun Life Malaysia  
Global Teknologi  
("SLMTF")

## 160

Kenyataan oleh  
Pengurus

## 161 - 163

Laporan Juruaudit  
Bebas kepada Pemegang  
Unit Dana-Dana  
Berkaitan-Pelaburan  
Sun Life Malaysia  
Assurance Bhd

## 164 - 169

Penyata Aset dan  
Liabiliti

## 170 - 177

Penyata Pendapatan  
dan Perbelanjaan

## 178 - 181

Penyata Perubahan  
dalam Nilai Aset Bersih

## 182 - 185

Nota-nota kepada  
Maklumat Kewangan

**“2022 ternyata merupakan satu lagi tahun penuh dengan rentetan peristiwa menarik. Ia merupakan tahun daya ketahanan. Prestasi kami yang mengagumkan adalah bukti bahawa pelaksanaan berkesan strategi perniagaan yang kukuh dan tumpuan yang tidak berbelah bagi terhadap impak positif Pelanggan, pendigitalan dan kelestarian.”**

---

**Raymond Lew**

Ketua Pegawai Eksekutif & Presiden  
Sun Life Malaysia Assurance Berhad





# Perutusan Ketua Pegawai Eksekutif & Presiden

Pelanggan Yang Dihargai,

Sun Life Malaysia Assurance (SLMA) berbesar hati untuk membentangkan Laporan Prestasi Dana Berkaitan-Pelaburan Insurans bagi tahun 2022.

2022 merupakan tahun yang dipenuhi pelbagai cabaran yang tidak dijangka dan pergolakan pasaran yang tidak diramal. Walaupun pasaran dibuka semula dan dijangka kembali normal, ekonomi global dan pasaran global yang telah dijejaskan oleh konflik Rusia-Ukraine, varian baharu COVID, gangguan rantaian bekalan telah menolak inflasi untuk mencecah paras tertinggi, sekaligus menyebabkan *Federal Reserve A.S.* mengambil keputusan untuk menaikkan kadar faedah bagi menangani inflasi.

Walaupun dibebani ketidakpastian, saya berbesar hati melaporkan bahawa kami telah berusaha gigih untuk menangani dan mengatasi cabaran sambil memastikan kami terus membina pertumbuhan yang berdaya tahan dan memacu komitmen pelaburan bagi tahun ini. Prestasi cemerlang yang dicatatkan menjadi bukti pelaksanaan strategi perniagaan kami yang kukuh, pendekatan pengurusan risiko yang cergas, dan tumpuan tidak berbelah-bagi untuk mempercepatkan pelan transformasi digital dan kelestarian kami.

## Ulasan Pasaran Dan Unjuran 2023

Tahun 2022 ternyata merupakan satu lagi tahun penuh dengan rentetan peristiwa menarik. Kami memulakan tahun dengan harapan pasaran akan kembali normal disokong oleh ekonomi yang semakin pulih, inflasi yang terurus dan kadar pengangguran yang rendah apabila negara beralih ke fasa endemik COVID-19. Bagaimanapun, ia tidak menjadi kenyataan apabila pasaran global bergolak selepas *Federal Reserve* memberi isyarat bahawa mereka akan menaikkan kadar, justeru menamatkan kitaran kadar faedah rendah yang telah dinikmati oleh pasaran selama lebih sedekad.

Keadaan menjadi makin terjejas apabila inflasi global yang turut meningkat pada kadar yang pantas menjejaskan lagi keadaan, diburukkan akibat konflik Rusia-Ukraine yang mengganggu dagangan komoditi utama, menyebabkan *Federal Reserve* mengambil langkah agresif untuk mengekang inflasi. Menjelang akhir 2022, *Federal Reserve* menaikkan kadar secara agresif, membawa kadar dana persekutuan dari 0.25% kepada 4.50%. Seiring dengan peningkatan inflasi global, Bank Negara Malaysia (BNM) juga turut menaikkan kadar tetapi secara lebih beransur-ansur dengan Kadar Dasar Semalaman mengakhiri tahun pada 2.75% berbanding 1.75% apabila bank pusat terpaksa mencari keseimbangan di

# Perutusan Ketua Pegawai Eksekutif & Presiden

## (Sambungan)

antara menyokong pemulihan pertumbuhan ekonomi dan menangani inflasi.

Sungguhpun berdepan kenaikan kadar inflasi, Malaysia masih berjaya mencatatkan pertumbuhan KDNK yang kukuh pada 8.7% berikutan pembukaan semula sepenuhnya ekonomi dan bangkit daripada asas yang rendah.

Pergolakan masih menjadi tema berterusan sepanjang tahun apabila kedua-dua pasaran pendapatan tetap dan ekuiti global terjejas teruk akibat kekurangan kecairan manakala kebimbangan mengenai kemelesetan pula menyaksikan aliran keluar tertinggi dari pasaran baharu muncul. Beberapa dana kita berjaya mengatasi penanda aras masing-masing, manakala sebahagian lain telah terjejas. Dengan kenaikan kadar yang agresif, kebimbangan akan berlaku kemelesetan mencengkam pasaran dan menyaksikan saham pertumbuhan menerima tempas besar daripada pasaran apabila peralihan ke arah saham nilai berlaku.

Dana-dana pendapatan tetap domestik kami berjaya menentang trend berlatarkan kerugian dan meraih keuntungan walaupun berlatarkan kerugian. Pendapatan tetap Ringgit menonjolkan daya tahan mengagumkan di mana lengkung pulangan kerajaan tempatan naik pada kadar sederhana, berbanding lengkung pulangan *Federal Reserve A.S* yang meningkat dengan pantas dan curam. Perolehan stabil daripada kupon pendapatan tetap berjaya

mengimbangi kerugian pasaran daripada pulangan lebih tinggi, sekaligus menyumbang kepada prestasi positif.

### Ulasan Operasi

Pada 2022, kami terus mengukuhkan ketahanan perniagaan kami dan menggandakan kemampuan digital kami untuk memberikan impak positif kepada Pelanggan kami.

Berikut adalah beberapa sorotan penting keutamaan kami pada 2022:

### Meluaskan Fokus Pelanggan

Untuk terus melaksanakan strategi impak bagi Pelanggan kami, kami melancarkan cawangan 1 Utama baharu yang terletak di 1 First Avenue, Bandar Utama. Cawangan baharu ini bukan sahaja mengukuhkan aspirasi pertumbuhan kami, malah ia juga membolehkan kami membawa produk dan perkhidmatan inovatif kami lebih dekat dengan Pelanggan yang kami hargai bagi mengukuhkan kecemerlangan saluran edaran kami.

Kami juga melancarkan '*Client Ambassador Team*' (CAT) yang berperanan sebagai duta jenama untuk berhubung rapat dengan Pelanggan.

### Mempercepatkan Pendigitalan

Kami telah meningkatkan keupayaan digital merentasi platform berbeza untuk memenuhi keperluan Pelanggan dengan lebih baik. Tahun lepas, kami

# Perutusan Ketua Pegawai Eksekutif & Presiden

## (Sambungan)

memperkenalkan 6 ciri tambahan baharu kepada aplikasi *SunAccess* menjadikannya lebih mudah untuk Pelanggan menjalankan urusan perniagaan dengan kami.

### Mempertingkatkan Kelestarian dan Kesejahteraan Komuniti

Kelestarian adalah tumpuan perniagaan strategik untuk Sun Life dan kami telah mendedikasikan usaha kami dalam bidang yang mana kami boleh memberi impak yang ketara, termasuk meningkatkan keselamatan kewangan, memupuk kehidupan yang lebih sihat dan memajukan pelaburan yang lestari.

Melalui inisiatif **Brighter You**, kami berusaha mencipta impak yang ketara dan lestari demi komuniti.

Pada 2022, kami telah melaksanakan inisiatif penanaman pokok jangka panjang, *#PlantTreePlantHope*, untuk menggalakkan pemuliharaan alam sekitar yang lebih hijau dan lebih lestari. Setakat ini, kami telah menanam sejumlah 500 batang pokok di Taman Rekreasi Sungai Chua, Kajang dan Hutan Paya Bakau Taman Sijangkang di Kuala Langat.

Kami juga telah melancarkan pelbagai aktiviti bagi meningkatkan kesejahteraan komuniti di Malaysia, terutamanya segmen masyarakat yang paling memerlukan bantuan. Kami telah berganding bahu dengan rakan komuniti setempat dan

berjaya memberi impak positif kepada lebih 9,000 orang dan kami kekal komited untuk memperjuangkan matlamat-matlamat berikut:

- Melengkapkan program 6 bulan *Brighter Wellness* yang merangkumi siri bual bicara dan kandungan pendidikan oleh pakar. Program ini mendapat sambutan melebihi 1.7 juta orang.
- Menyediakan lebih 6,800 pemeriksaan percuma kepada rakyat Malaysia, di bawah *Brighter Health Screening Programme* untuk membantu meningkatkan kesedaran pencegahan dan pengurusan diabetes. Antara 2019 - 2022, program ini telah menyediakan pemeriksaan gula dalam darah percuma kepada lebih 21,000 rakyat Malaysia.
- Mengedarkan 3,000 pek prihatin diabetes dan menganjurkan bengkel kesedaran diabetes untuk keluarga B40.
- Menganjurkan bengkel kesihatan mental dan fizikal untuk belia dan wanita yang kurang bernasib baik.

### Anugerah dan Pengiktirafan

Pada 2022, kami berbesar hati apabila diiktiraf dengan beberapa anugerah atas usaha berterusan yang memberikan impak positif kepada Pelanggan, kakitangan dan komuniti kami.

Anugerah yang kami terima pada 2022 termasuk:

- *Life Insurance Award* di *Malaysia International Business Awards 2022*
- *Best Rewards and Recognition*

# Perutusan Ketua Pegawai Eksekutif & Presiden (Sambungan)

- Programme (Bronze) di Employee Experience Awards 2022*
- *Best Loyalty Programme - Finance & Insurance (Bronze) di Loyalty & Engagement Awards 2022*
  - *Company of The Year for Life Insurance & Takaful Segment di Sustainability & CSR Malaysia Awards 2022*
  - *Asia's Most Influential Companies di Asia Corporate Excellence and Sustainability Awards 2022*

## Melangkah ke tahun 2023

Melangkah ke tahun 2023 dan seterusnya, kami akan terus memberi tumpuan untuk menjayakan matlamat kami – membantu Pelanggan kami mencapai keselamatan kewangan sepanjang hayat dan menjalani kehidupan yang lebih sihat. Sama ada ia membantu menangani kebimbangan kesihatan, menyimpan dan merancang untuk persaraan atau menyediakan jaminan kewangan untuk keluarga mereka, kami mahu memacu perubahan sebenar kepada kehidupan Pelanggan.

2023 juga akan menjadi tahun yang amat bermakna kerana ia menandakan Ulang Tahun ke-10 kami. Ia mewakili satu dekad transformasi luar biasa yang membawa kepada kejayaan kami pada hari ini. Dengan tema "**10 Years Brighter**" kami kekal komited untuk memberikan nilai yang lebih

besar kepada Pelanggan kami dengan membantu mereka merancang, membina dan melindungi kekayaan dan kesihatan mereka untuk masa depan yang lebih cerah.

Bagi pihak Sun Life Malaysia Assurance, terima kasih kerana menjadi sebahagian daripada perjalanan kami sehingga ke hari ini. Sokongan teguh dan kepercayaan yang tidak berbelah bagi anda adalah sebahagian penting daripada kejayaan kami, dan kami berharap akan terus berkembang dan bersinar terang bersama anda.

Semoga kehidupan anda lebih cerah bersama kami!

## **RAYMOND LEW YUNG CHOW**

Ketua Pegawai Eksekutif & Presiden  
Sun Life Malaysia Assurance Berhad

# Ulasan Pasaran dan Unjuran 2023

Pasaran memasuki 2022 dengan harapan ekonomi global akan pulih apabila dunia kembali bangkit daripada pandemik COVID-19 selepas usaha vaksinasi berjaya dijalankan. Namun begitu, pasaran kewangan mengalami pergolakan akibat perang Rusia-Ukraine yang tidak dijangka yang berlaku pada awal 2022.

Memandangkan kedua-dua negara adalah pengeluar utama beberapa komoditi penting harga, ia telah menolak naik inflasi menjadi lebih tinggi dan memberikan tekanan berterusan ke atas rantaian bekalan. Kemuncaknya, inflasi Amerika Syarikat (A.S) mencecah 9.1% pada akhir Jun 2022, walaupun ia kembali susut kepada 6.5% pada akhir tahun, inflasi masih menjadi kebimbangan utama berbanding sasaran inflasi 2% oleh *Federal Reserve*.

Sepanjang 2022, bank pusat A.S terpaksa bertindak agresif dengan naikan julat rendah dan tinggi *Federal Funds Rate* dari 0% - 0.25% kepada 4.25% - 4.50% pada akhir tahun.

Akibatnya, kedua-dua pasaran bon dan ekuiti menyaksikan pergolakan besar yang memberi kesan ketara ke atas pulangan. Pulangan Perbendaharaan 10-tahun A.S biasa mengakhiri tahun pada 3.9%, naik c.237bps tahun-ke-tahun. Dalam negara pula, Bank Negara Malaysia (BNM) turut menaikkan kadar, walaupun agak ringan sebanyak 100bps, menjadikan kadar polisi pada 2.75%. Sejajar dengan pergolakan di pasaran pendapatan tetap global, pasaran

pendapatan tetap tempatan juga turut terjejas. Pulangan kerajaan tempatan naik sebanyak 30bps kepada 76bps manakala pasaran pendapatan tetap tempatan turut menyaksikan aliran keluar asing sebanyak RM9.8 billion untuk sepanjang tahun.

Ekuiti global melalui tempoh yang sukar apabila pasaran tidak menentu sehingga mencecah paras tertinggi, mengatasi paras tertinggi terdahulu yang berlaku semasa krisis kewangan global 2008 - 2009. Pada awalnya, pasaran bersedia untuk memulakan momentum pemulihan pada 2022 dengan jangkaan akan berlaku pemulihan global yang seterusnya, terutamanya di kalangan pasaran baru muncul yang sedang berusaha mengejar ekonomi lebih maju ketika kadar vaksinasi meningkat dan sempadan mula dibuka semula, sebaliknya ia menjadi tahun yang perlu menepis kebimbangan akan berlaku kemelesetan, gangguan rantaian bekalan dan kenaikan kadar global untuk mengekang tekanan inflasi.

Jangkaan adalah dunia akan kembali normal, malah mungkin mengatasi paras pra-COVID menjelang akhir 2022 berikutan pembukaan semula kebanyakan ekonomi maju, menjadi goyah selepas *Federal Reserve* memberi petunjuk bahawa mereka akan mula menaikkan kadar faedah secara agresif pada pertengahan Mac, diburukkan lagi oleh ketidakpastian berhubung ketegangan di antara Rusia dan Ukraine yang membawa kepada sekatan dikenakan ke atas Rusia.

# Ulasan Pasaran dan Unjuran 2023

(Sambungan)

Pepatah “jatuh ditimpa tangga” ada benarnya apabila penyebaran varian Omicron di China sekali lagi menggugat rantai bekalan dengan halangan dan sekatan pergerakan kembali dikenakan, menolak ekonomi dunia ke arah stagflasi – gabungan keperlambatan pertumbuhan dan percepatan inflasi.

Sungguh begitu, sekatan yang dikenakan tidak menghalang Rusia apabila mereka meneruskan serangan ke atas Ukraine, menyebabkan harga komoditi melonjak tinggi dengan bekalan yang terjejas manakala kos menjalankan perniagaan berikutan permintaan yang meningkat apabila kebanyakan ekonomi dibuka semula. Saham global kekal berada di bawah tekanan apabila pelabur terus mengambil kira kenaikan kadar berikutnya manakala inflasi pula terus bergerak naik di kebanyakan ekonomi utama. Eropah terjejas teruk kerana perang di Ukraine telah menyebabkan berlakunya krisis tenaga yang mengancam untuk menolak blok ekonomi berkenaan ke arah kemelesetan lebih awal dari jangkaan. *International Monetary Fund* (IMF) turut menyemak semula ramalan pertumbuhan global dari 4.4% kepada 3.2% untuk 2022 selepas beberapa semakan negatif berikutan krisis kos kehidupan, pengetatan keadaan kewangan, perang Ukraine dan pandemik COVID-19 yang bersisa telah memberi kesan ke atas pemulihan global.

Walaupun terdapat sedikit kelegaan menjelang akhir tahun berikutan jangkaan

*Federal Reserve* akan menaikkan kadar dengan yang lebih perlahan apabila inflasi dilihat semakin berkurangan, masih ada pakar ekonomi yang menjangka akan berlaku pemotongan kadar seawal akhir 2023 akibat kebimbangan berlakunya kemelesetan. Terdapat kelegaan tambahan untuk pasaran selepas China melonggarkan sekatan COVID lebih awal dari jangkaan dan membuka semula ekonominya selepas mengekalkan dasar sifar COVID, selepas ekonomi dunia kembali dibuka. Pelabur mengalu-alukan perkembangan ini di mana Indeks Dunia MSCI kembali naik selepas mengalami kejatuhan untuk mengakhiri 2022 turun -19.5% berbanding -26.7% sebelumnya.

Pasaran ekuiti tempatan dilihat sejajar dengan pasaran global dan menuruti dengan rapat pergerakan pasaran global tetapi dengan sentuhan tambahan, keadaan politik tidak terurus dalam negara yang telah melanda Malaysia sejak 2020. Selepas berlaku pelbagai perubahan dalam kerajaan, keyakinan dan sentimen pelabur terjejas teruk disebabkan ketidakpastian yang mengakibatkan pelabur mengurangkan pendedahan mereka di Malaysia.

Kebuntuan politik dan resolusi seterusnya melalui pembentukan “Kerajaan Baharu” berikutan PRU15 adalah satu kejutan positif untuk pasaran dan amat dialu-alukan apabila lonjakan mini berlaku dengan penanda aras FBMKLCI menokok 2.9% dalam tempoh 2 minggu. Di sebelah rangsangan, realiti mula dirasai selepas

# Ulasan Pasaran dan Unjuran 2023

(Sambungan)

beberapa minggu apabila sentimen ekonomi global yang lemah dan kebimbangan inflasi semakin meruncing di mana FBMKLCI mengakhiri tahun pada paras 1,495 mata dengan susutan -4.6% atau -72 mata. Selepas mengalami aliran keluar asing selama empat tahun berturut-turut, pelabur asing akhirnya menjadi pembeli bersih pada 2022 dengan nilai RM4.4 bilion berbanding jualan bersih RM3.2 bilion pada 2021.

Melangkah ke 2023, ekonomi global dijangka berada dalam keadaan lebih baik selepas pembukaan semula mengejut China, yang dijangka akan meningkatkan unjuran pertumbuhan global, naik 0.2% kepada 2.9% berbanding ramalan awal 2.7% berdasarkan laporan IMF Januari 2023.

Namun begitu, pertumbuhan diunjurkan akan agak perlahan akibat kenaikan kadar faedah, kebimbangan berlaku kemelesetan, dan perang di Ukraine. Inflasi dijangka menurun di beberapa rantau, membawa kepada kenaikan kadar yang lebih perlahan dan untuk kadar dasar memuncak pada separuh pertama 2023 apabila bank pusat berusaha untuk mengimbangkan antara sokongan pertumbuhan dan mengekang peningkatan inflasi.

Dalam negara pula, ekonomi Malaysia dijangka berkembang sebanyak 4.0% - 5.0% dengan inflasi tinggi dibendung oleh kawalan harga dan subsidi sedia ada. Ketiadaan cukai makmur yang dikenakan

sekali sahaja boleh membantu memperbaiki perolehan syarikat bermodal besar, justeru menjadikan penilaiannya lebih menarik. Manakala kestabilan politik pula mungkin menyaksikan kepulangan pelaburan asing yang lebih besar. Pasaran pendapatan tetap tempatan diletakkan sebagai neutral, manakala pasaran ekuiti pula optimistik berwaspada.

# Objektif / Dasar Dana

## Dana Sun Life Malaysia Growth ("SLMG")

Objektif dana adalah untuk memaksimumkan pertumbuhan modal dalam jangka sederhana hingga panjang melalui pelaburan di pasaran saham.

Dana ini boleh melabur sehingga 98% dari Nilai Aset Bersih ("NAB") dalam ekuiti. Selaras dengan objektifnya, strategi dana ini akan memberi tumpuan kepada pelaburan di dalam saham syarikat yang mempunyai potensi pertumbuhan dan disenaraikan di papan utama Bursa Malaysia Securities Berhad.

Ekuiti

**Minimum 80% dari Nilai Aset Bersih (NAB) dan sehingga 98% dari NAB**

Aset Cair

**Baki NAB dana**

Profil aset

**Papan Utama Bursa Malaysia**

Profil risiko pelabur

**High**

Tempoh pelaburan pelabur

**5-10 tahun**



# Objektif / Dasar Dana

(Sambungan)

## Dana Sun Life Malaysia Conservative ("SLMC")

Objektif dana adalah untuk mencapai pertumbuhan modal dalam jangka sederhana hingga panjang melalui pelaburan di dalam Bon Malaysia.

NAB dana boleh dilaburkan di dalam sekuriti pendapatan tetap yang mempunyai penarafan minimum "AA3" oleh RAM atau penarafan seumpamanya oleh MARC, Moody's, S&P atau Fitch. Selaras dengan objektifnya, strategi pelaburan Dana ialah untuk melabur dalam pelbagai portfolio sekuriti pendapatan tetap yang disetujui.

Sekuriti pendapatan tetap

**Minimum 80% dari Nilai Aset Bersih (NAB)**

Profil aset

**Sekuriti pendapatan tetap dengan penarafan minimum "AA3" oleh RAM atau setaraf dengannya oleh MARC, Moody's, S&P atau Fitch**

Profil risiko pelabur

**Rendah**

Tempoh pelaburan pelabur

**5-10 tahun**

# Objektif / Dasar Dana

(Sambungan)

## Dana Sun Life Malaysia Select Asia (Ex Japan) Quantum ("SLMSAQ")

Dana ini disalurkan ke Affin Hwang Select Asia (ex Japan) Quantum Fund ("dana sasaran") dengan objektif untuk mencapai pertumbuhan modal yang konsisten dalam jangka sederhana hingga jangka panjang melalui pelaburan dalam ekuiti Asia (kecuali Jepun).

Dana sasaran melabur dalam syarikat pertumbuhan Asia (kecuali Jepun) dengan modal pasaran tidak melebihi RM1.5 bilion (minimum 70% Nilai Aset Bersih (NAB) dana sasaran) dan USD3.0 billion (maksimum 30% daripada NAB dana sasaran). Walaupun pelaburan teras dana sasaran kekal dalam ekuiti, dana sasaran mempunyai pilihan untuk melabur dalam instrumen pendapatan tetap seperti debentur, instrumen pasaran wang dan deposit. Untuk mencapai objektifnya, dana sasaran juga memiliki fleksibiliti untuk memegang pendedahan dalam waran serta skim pelaburan kolektif yang mempunyai mandat pelaburan serupa dengan dana sasaran.

Ekuiti Asia (kecuali Japan) (Permodalan pasaran tidak melebihi USD1.5 bilion ketika pengambilalihan)

**Minimum 70% dari Nilai Aset Bersih (NAB)**

Ekuiti Asia (kecuali Japan) (Permodalan pasaran tidak melebihi USD3.0 bilion)

**Sehingga 30% dari NAB**

Aset cair

**Baki NAB dana**

Profil aset

**Ekuiti Asia (kecuali Jepun)**

Profil risiko pelabur

**Tinggi**

Tempoh pelaburan pelabur

**5-10 tahun**

# Objektif / Dasar Dana

(Sambungan)

## Dana Sun Life Malaysia Global Titans ("SLMGT")

Dana ini disalurkan ke Principal Global Titans Fund ("dana sasaran") dengan objektif untuk mencapai keuntungan modal dalam jangka sederhana hingga jangka panjang melalui pelaburan dalam ekuiti Amerika Syarikat, Eropah dan Jepun di samping pelaburan di dalam dana ekuiti yang melabur di pasaran gergasi AS, Eropah dan Jepun di samping pelaburan di pasaran Ekuiti Malaysia untuk menangani ketidakpastian jangka pendek di pasaran ekuiti global.

Dana sasaran melabur sekurang-kurangnya 50% dari NAB dalam sekurang-kurangnya 3 skim pelaburan kolektif, tertakluk kepada maksimum 98% dari NAB. Ia juga boleh melabur dalam Sekuriti Malaysia tetapi hanya sehingga 50% dari NAB. Dana sasaran juga bertujuan untuk memberi kepada pelabur pendedahan lebih luas kepada 3 pasaran maju (AS, Eropah dan Jepun).

Skim Pelaburan Kolektif

**Minimum 50% dan sehingga 98% dari Nilai Aset Bersih (NAB)**

Pelaburan dalam sekuriti Malaysia

**Sehingga 50% dari NAB**

Aset Cair

**Baki NAB dana**

Profil aset

- **3 skim pelaburan kolektif, dengan pendedahan di AS, Eropah dan Jepun**
- **Sekuriti Malaysia**

Profil risiko pelabur

**Tinggi**

Tempoh pelaburan

**5-10 tahun**

# Objektif / Dasar Dana

(Sambungan)

## Dana Sun Life Malaysia Equity Income ("SLMEI")

Dana ini disalurkan ke Principal Titans Income Plus Fund ("dana sasaran") dengan objektif menyediakan peluang kepada pelabur untuk menjana pendapatan yang konsisten dan stabil melalui pelaburan dalam pelbagai portfolio ekuiti yang memberikan pulangan dividen dan sekuriti pendapatan tetap. Dana sasaran juga menasarkankan potensi pertumbuhan modal sederhana dalam tempoh jangka sederhana - panjang.

Dana sasaran boleh memilih untuk melabur dalam ekuiti asing sehingga maksimum 70% dari Nilai Aset Bersih (NAB). Ekuiti asing terdiri daripada syarikat yang berdomisil, disenarai dan / atau mempunyai operasi utama di pasaran Asia (kecuali Jepun). Dana sasaran boleh memilih untuk mendapatkan pendedahan pelaburan melalui skim pelaburan kolektif yang sejajar dengan objektif dana sasaran, tertakluk kepada syarat Garis Panduan SC. Dana sasaran boleh melabur dalam pasaran asing yang dikawal selia oleh pihak berkuasa yang merupakan ahli bersekutu Pertubuhan Suruhanjaya Sekuriti Antarabangsa ("IOSCO").

Skim Pelaburan Kolektif

**Minimum 70% dan sehingga 98% dari Nilai Aset Bersih (NAB)**

Sekuriti pendapatan tetap

**Sehingga 28% dari NAB**

Aset Cair

**Minimum 2% dari NAB**

Profil aset

**Ekuiti Asia (kecuali Japan)**

Profil risiko pelabur

**Tinggi**

Tempoh pelaburan

**5-10 tahun**

# Objektif / Dasar Dana

(Sambungan)

## Dana Sun Life Malaysia World Equity ("SLMWE")

Dana ini disalurkan ke abrdn *Islamic World Equity Fund* ("dana sasaran") (dahulunya dikenali sebagai *Aberdeen Standard Islamic World Ekuiti Fund*) dengan objektif untuk mencapai pertumbuhan modal dalam jangka panjang melalui pelaburan di dalam portfolio ekuiti dan sekuriti berkaitan ekuiti patuh Shariah.

Dana sasaran melabur 90%-100% dari NAB dalam ekuiti patuh Shariah dan sekuriti berkaitan ekuiti patuh Shariah. Baki NAB dana sasaran yang tidak dilaburkan ke dalam ekuiti dan sekuriti berkaitan ekuiti patuh Shariah akan dilaburkan ke dalam aset cair patuh Shariah dan / atau dipegang sebagai tunai.

Ekuiti patuh Shariah

**Minimum 90% dan  
sehingga 100% dari  
Nilai Aset Bersih (NAB)**

Aset Cair dan / atau  
Tunai patuh Shariah

**Minimum 0% dan  
sehingga 10% dari NAB**

Profil aset

**Ekuiti Global patuh  
Shariah**

Profil risiko pelabur

**Tinggi**

Tempoh pelaburan

**5-10 tahun**

# Objektif / Dasar Dana

(Sambungan)

## Dana Sun Life Malaysia Asia Pacific Dynamic Income ("SLMAPDI")

Dana ini disalurkan ke Principal Asia Pacific Dynamic Income Fund ("dana sasaran") dengan objektif untuk menyediakan pendapatan tetap melalui pelaburan terutamanya di rantau Asia Pasifik (kecuali Jepun) dan pada masa yang sama bertujuan untuk mencapai pertumbuhan modal dalam jangka sederhana hingga jangka panjang.

Dana sasaran akan diuruskan melalui pelaburan di rantau Asia Pasifik (kecuali Jepun) tanpa mengambil kira keadaan pasaran. Syarikat-syarikat yang dilaburkan mestilah berdomisil, disenarai dan / atau mempunyai operasi utama di Asia Pasifik (kecuali Jepun). Dalam keadaan pasaran biasa, pelaburan dana sasaran akan ditumpukan kepada syarikat dengan pulangan dividen tinggi serta syarikat dengan potensi pertumbuhan yang baik. Dana sasaran juga boleh melabur sehingga 20% dari Nilai Aset Bersih (NAB) dana sasaran dalam instrumen pendapatan tetap yang sejajar dengan objektif dana sasaran. Pelaburan pendapatan tetap dana sasaran secara umumnya akan dihadkan kepada sekuriti dengan penarafan kredit minimum "BBB" oleh agensi penarafan antarabangsa seperti dinyatakan di bawah Standard Kelayakan CIS atau penarafan seumpamanya oleh agensi penarafan antarabangsa yang lain.

Ekuiti

**Minimum 60% dan sehingga 98% dari Nilai Aset Bersih (NAB)**

Sekuriti berpandapatan tetap

**Sehingga 20% dari NAB**

Skim Pelaburan Kolektif

**Maksimum 20% dari NAB**

Aset cair

**Minimum 2% dari NAB**

Profil aset

**Ekuiti Asia Pasifik (kecuali Jepun)**

Profil risiko pelabur

**Tinggi**

Tempoh pelaburan

**5-10 tahun**

# Objektif / Dasar Dana

(Sambungan)

## Dana Sun Life Malaysia Asia Pacific Equity (“SLMAPE”)

Dana ini disalurkan ke Principal Islamic Asia Pacific Dynamic Ekuiti Fund (“dana sasaran”) dengan objektif untuk mencapai pertumbuhan modal dan pendapatan dalam jangka panjang di samping mematuhi kriteria pelaburan Shariah, melalui pelaburan dalam pasaran membangun dan maju di rantau Asia Pasifik (kecuali Jepun).

Dana sasaran pada dasarnya adalah dana ekuiti melabur dalam sekuriti syarikat yang berdomisil, disenarai dan / atau mempunyai operasi utama di pasaran membangun dan maju di Asia Pasifik (kecuali Jepun), contohnya dana sasaran boleh melabur dalam syarikat dengan perniagaan utama di Thailand tetapi disenaraikan di Bursa Saham New York. Pelaburan dalam Sukuk mesti memenuhi syarat penarafan minimum “BBB3” atau “P2” oleh RAM atau penarafan seumpamanya oleh MARC atau agensi penarafan tempatan negara penerbit; “BB” oleh S&P atau penarafan seumpamanya oleh sebarang agensi penarafan antarabangsa.

Ekuiti patuh Shariah

**Minimum 70% dan sehingga 98% dari Nilai Aset Bersih (NAB)**

Sukuk dan Deposit patuh Shariah

**Sehingga 30% dari NAB**

Aset Cair patuh Shariah

**Minimum 2% dari NAB**

Profil aset

**Ekuiti patuh Shariah Asia Pasifik (kecuali Jepun)**

Profil risiko pelabur

**Tinggi**

Tempoh pelaburan

**5-10 tahun**

# Objektif / Dasar Dana

(Sambungan)

## Dana Sun Life Malaysia Select Bond (“SLMSB”)

Dana ini disalurkan ke AHAM Select Bond Fund (“dana sasaran”) (dahulunya dikenali sebagai Affin Hwang Select Bond Fund) dengan objektif untuk menawarkan aliran pendapatan yang stabil bagi tempoh jangka sederhana hingga panjang melalui pelaburan terutamanya dalam bon dan sekuriti pendapatan tetap lain.

Pelaburan dana sasaran dalam bon merangkumi bon kerajaan dan korporat. Pemilihan bon tidak dihadkan oleh penarafan kredit terbitan. Bagaimanapun, pemilihan bergantung terutamanya kepada kualiti di mana penerbit berkaitan memiliki kemampuan kukuh untuk memenuhi tanggungjawab kewangannya, aliran tunai yang sihat, jenis cagaran, nilai, keutamaan tuntutan serta menawarkan keselamatan tertinggi bagi bayaran faedah dan prinsipal tepat pada masanya.

Untuk mencapai objektifnya, dana sasaran juga mempunyai fleksibiliti untuk melabur dalam skim pelaburan kolektif yang mempunyai mandat pelaburan serupa dengan dana sasaran.

Bon

**Minimum 70% dari  
Nilai Aset Bersih (NAB)**

Aset Cair

**Maksimum 30% dari  
NAB**

Profil aset

**Bon Global**

Profil risiko pelabur

**Rendah**

Tempoh pelaburan

**Jangka panjang**



# Objektif / Dasar Dana

(Sambungan)

## Dana Sun Life Malaysia Balanced

Dana Sun Life Malaysia Balanced direka untuk menyalurkan peruntukan pelaburan pemegang polisi ke dalam Dana Sun Life Malaysia Growth dan Dana Sun Life Malaysia Conservative. Tiga jenis Dana Balanced diwujudkan dengan mandat peruntukan aset yang berbeza, bertujuan untuk memenuhi selera risiko berbeza pemegang polisi.

Senarai Dana Sun Life Malaysia Balanced:

- a) Dana Sun Life Malaysia Balanced Stable
- b) Dana Sun Life Malaysia Balanced Moderate
- c) Dana Sun Life Malaysia Balanced Aggressive

# Objektif / Dasar Dana

(Sambungan)

## Dana Sun Life Malaysia Balanced Stable ("SLMBS")

Objektif dana adalah untuk menawarkan pelaburan campuran dalam Ekuiti dan Bon, dengan peruntukan yang lebih tinggi di dalam mandat bon.

Dana akan disalurkan ke dalam Dana Sun Life Malaysia Growth dan Dana Sun Life Malaysia Conservative menurut peruntukan aset yang telah ditetapkan lebih awal.

Dana Sun Life Malaysia  
Growth

**25%**

Dana Sun Life Malaysia  
Conservative

**75%**

Profil risiko pelabur

**Rendah**

Tempoh pelaburan

**5-10 tahun**

# Objektif / Dasar Dana

(Sambungan)

## Dana Sun Life Malaysia Balanced Moderate ("SLMBM")

Objektif dana adalah untuk menawarkan pelaburan yang seimbang di dalam Ekuiti dan Bon.

Dana akan disalurkan ke dalam Dana Sun Life Malaysia Growth dan Dana Sun Life Malaysia Conservative menurut peruntukan aset yang telah ditetapkan lebih awal.

Dana Sun Life Malaysia Growth

**50%**

Dana Sun Life Malaysia Conservative

**50%**

Profil risiko pelabur

**Neutral**

Tempoh pelaburan

**5-10 tahun**

# Objektif / Dasar Dana

(Sambungan)

## Dana Sun Life Malaysia Balanced Aggressive ("SLMBA")

Objektif dana adalah untuk menawarkan pelaburan campuran di dalam Ekuiti dan Bon, dengan peruntukan yang lebih tinggi dalam mandat Ekuiti.

Dana akan disalurkan ke dalam Dana Sun Life Malaysia Growth dan Dana Sun Life Malaysia Conservative menurut peruntukan aset yang telah ditetapkan lebih awal.

Dana Sun Life Malaysia Growth

**75%**

Dana Sun Life Malaysia Conservative

**25%**

Profil risiko pelabur

**Tinggi**

Tempoh pelaburan

**5-10 tahun**

# Objektif / Dasar Dana

(Sambungan)

## Dana Sun Life Malaysia Global Sustainable (“SLMGS”)

Dana ini disalurkan ke Nomura Global Sustainable Ekuiti Fund (“dana sasaran”) dengan objektif untuk mencapai pertumbuhan modal jangka panjang dengan memberi fokus kepada pelaburan dalam portfolio sekuriti Ekuiti global yang diterbitkan oleh syarikatsyarikat yang memberikan impak positif secara menyeluruh ke atas masyarakat.

Dana sasaran akan melaburkan minimum 80% dari Nilai Aset Bersih (NAB) ke dalam Nomura Funds Ireland – Global Sustainable Ekuiti Fund USD-F (“dana induk”) dan maksimum 20% dari NAB dalam deposit dengan institusi kewangan, instrumen pasaran wang dan / atau dipegang secara tunai.

Dana induk melabur dalam perniagaan yang menyediakan impak positif ke atas pembangunan masyarakat yang lestari selaras dengan Matlamat Pembangunan Lestari Bangsa-bangsa Bersatu (“UNSDGs”). Ia termasuk saringan, pemilihan, pemantauan dan realisasi pelaburan dana induk oleh pengurus pelaburan (Nomura Asset Management U.K. Limited).

Dana Induk

**Minimum 80% Nilai Aset Bersih (NAB)**

Deposit, instrumen pasaran wang, dan / atau dipegang secara tunai

**Maksimum 20% dari NAB**

Profil aset

**Ekuiti Global**

Profil risiko pelabur

**Tinggi**

Tempoh pelaburan

**5-10 tahun**

# Objektif / Dasar Dana

(Sambungan)

## Dana Sun Life Malaysia Global Teknologi (“SLMTF”)

Dana ini disalurkan ke dalam Principal Global Teknologi Fund – Class MYR-Hedged (“dana sasaran”) dengan tujuan menawarkan peningkatan modal melalui pelaburan di dalam skim pelaburan kolektif, yang melabur di dalam portfolio syarikat berteraskan teknologi.

Dana sasaran akan melabur sekurang-kurangnya 95% daripada NAB dalam Franklin Teknologi Fund (“dana induk”) dan mengekalkan sehingga 5% daripada NAB dalam aset cair untuk tujuan kecairan.

Dana induk akan melabur sekurang-kurangnya dua pertiga daripada NAB dalam sekuriti ekuiti syarikat A.S. dan bukan A.S. yang dijangka mendapat manfaat daripada pembangunan, kemajuan dan penggunaan teknologi dan perkhidmatan dan peralatan komunikasi. Pelaburan terdiri dari syarikat besar dan juga syarikat kecil hingga sederhana.

Dana Induk

**Minimum 95% dari  
Nilai Aset Bersih (NAB)**

Aset Cair

**Maksimum 5% dari  
NAB**

Profil aset

**Ekuiti Global**

Profil risiko pelabur

**Tinggi**

Tempoh pelaburan

**5-10 tahun**

# Dana Sun Life Malaysia Growth (“SLMG”)

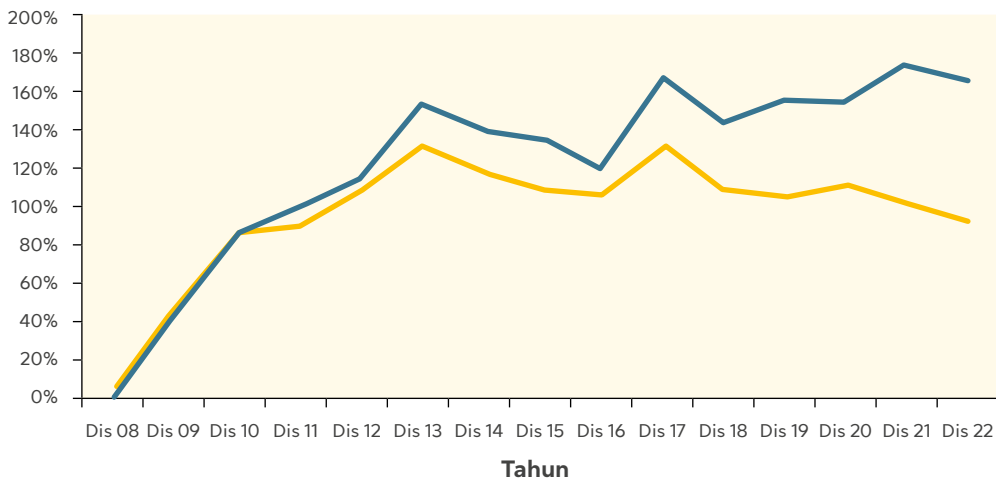
## Apakah prestasi Dana untuk tempoh ulasan dan sejak dilancarkan sehingga 31 Disember 2022?

	31 Dis 2022 (%)	31 Dis 2021 (%)	31 Dis 2020 (%)	31 Dis 2019 (%)	31 Dis 2018 (%)	Sejak Dilancarkan (%)
Prestasi (NAB)	-2.6	7.3	-0.3	5.0	-8.8	167.4
Penanda Aras (FBM100)	-5.4	-4.2	3.5	-2.9	-9.3	91.4

Dana mencatatkan pulangan -2.6% berbanding penanda arasnya -5.4% untuk tempoh di bawah ulasan.

### Prestasi Dana SLMG Sejak Dilancarkan

#### Pulangan



— Penanda Aras — NAB Dana

# Dana Sun Life Malaysia Growth (“SLMG”)

(Sambungan)

## Analisa Perubahan Nilai Aset Bersih (NAB)

	31 Dis 2022	31 Dis 2021	31 Dis 2020	31 Dis 2019	31 Dis 2018
NAB (RM'000)	74,998	74,627	69,045	62,476	53,846
NAB / Unit (RM)	2.6734	2.7444	2.5585	2.5662	2.4432
Jumlah Unit ('000)	28,053	27,193	26,987	24,346	22,039
NAB / Unit tertinggi bagi tahun (RM)	2.8220	2.8457	2.5962	2.6033	2.7710
NAB / Unit terendah bagi tahun (RM)	2.4935	2.4720	1.9630	2.4142	2.3950
Pulangan Tahunan	-2.6%	7.3%	-0.3%	5.0%	-8.8%

### Pecahan Jumlah Pulangan Tahunan

a. Pertumbuhan Modal	-2.6%	7.3%	-0.3%	5.0%	-8.8%
b. Agihan Pendapatan	-	-	-	-	-

### Purata Pulangan Tahunan

a. Tempoh satu tahun	-2.6%	7.3%	-0.3%	5.0%	-8.8%
b. Tempoh tiga tahun	1.5%	4.0%	-1.4%	5.8%	2.1%
c. Tempoh lima tahun	0.1%	4.9%	2.2%	1.8%	-0.2%

### Caj

a. Yuran pengurusan dana	1.5%	1.5%	1.5%	1.5%	1.5%
b. Yuran audit (RM'000)	3.5	3.5	3.5	3.5	3.5
c. Cukai	8.0%	8.0%	8.0%	8.0%	8.0%

### Kategori dan Komposisi Dana (RM'000)

Ekuiti	68,971	71,327	66,948	59,375	43,901
Dagangan / Perkhidmatan	104	-	-	-	1,032
Produk & Perkhidmatan Perindustrian	7,373	13,841	8,430	4,850	6,052
Perkhidmatan Kewangan	21,681	22,953	17,150	15,118	11,716
Lain-lain	-	-	-	-	538
Pembinaan	2,457	2,156	1,955	2,414	-
Syarikat Projek Prasarana	-	-	-	-	-
Perladangan	5,459	3,009	3,709	4,836	265
Produk & Perkhidmatan Pengguna	10,140	7,174	11,498	4,432	4,470
Penjagaan Kesihatan	2,642	3,261	701	3,453	-



## Dana Sun Life Malaysia Growth (“SLMG”) (Sambungan)

	31 Dis 2022	31 Dis 2021	31 Dis 2020	31 Dis 2019	31 Dis 2018
Teknologi	6,420	10,896	4126	2,594	1,614
REITS	-	-	189	1,895	2,233
Hartanah	-	310	533	1,419	-
Pengangkutan & Logistik	3,732	1,660	4,062	3,338	4,596
Utiliti	3,525	-	6,143	5,003	5,355
Telekomunikasi & Media	2,286	1,844	3,114	5,103	3,034
Tenaga	3,152	4,223	5,338	4,920	2,996
<b>Tunai dan lain-lain</b>	<b>6,027</b>	<b>3,300</b>	<b>2,096</b>	<b>3,101</b>	<b>9,945</b>

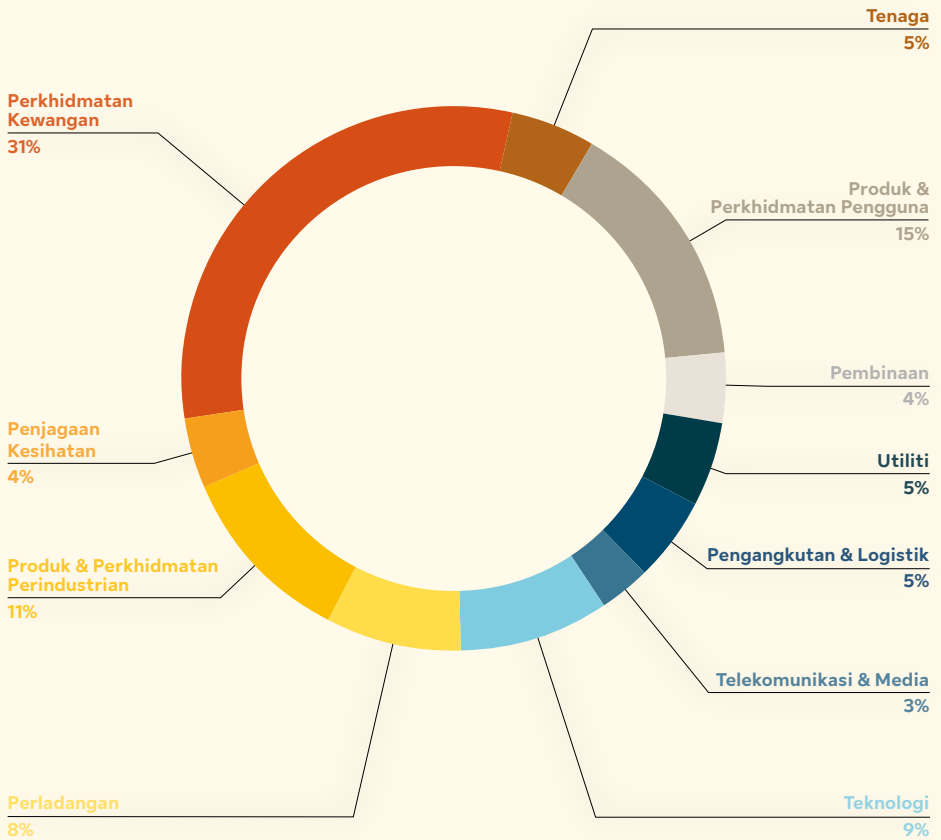
# Dana Sun Life Malaysia Growth (“SLMG”)

(Sambungan)

## Peruntukan Aset

Pendedahan Aset Dana SLMG

setakat 31 Disember 2022



# Dana Sun Life Malaysia Growth (“SLMG”)

(Sambungan)

Ekuiti	Jumlah Pegangan	Kos (RM)	Nilai Pasaran (RM)	% dari NAV
CIMB Group Holdings Berhad	942,645	4,357,892	5,467,341	7.3%
Public Bank Berhad	1,221,500	5,085,685	5,276,880	7.0%
Malayan Banking Berhad	595,203	5,027,722	5,178,266	6.9%
Tenaga Nasional Berhad	366,000	3,208,344	3,524,580	4.7%
Petronas Chemicals Group Berhad	348,500	2,546,045	2,997,100	4.0%
Genting Malaysia Berhad	1,097,700	2,923,444	2,952,813	3.9%
Genting Berhad	557,000	2,418,538	2,495,360	3.3%
Sime Darby Plantation Berhad	493,400	1,924,688	2,294,310	3.1%
Telekom Malaysia Berhad	423,269	2,198,830	2,285,653	3.0%
Press Metal Aluminium Holdings Berhad	466,000	1,755,770	2,274,080	3.0%
Hong Leong Bank Berhad	109,400	1,958,613	2,249,264	3.0%
Gamuda Berhad	567,209	1,910,677	2,127,034	2.8%
Malaysia Airports Holdings Berhad	307,700	1,940,309	2,018,512	2.7%
IHH Healthcare Berhad	313,400	2,000,355	1,949,348	2.6%
My E.G. Services Berhad	2,086,600	2,160,448	1,815,342	2.4%
RHB Bank Berhad	298,174	1,688,471	1,726,427	2.3%
MISC Berhad	228,500	1,697,553	1,713,750	2.3%
Yinson Holdings Berhad	645,720	1,482,586	1,569,100	2.1%
Sime Darby Berhad	675,700	1,540,250	1,554,110	2.1%
IOI Corporation Berhad	382,000	1,687,591	1,547,100	2.1%
Frontken Corporation Berhad	441,600	1,522,877	1,360,128	1.8%
Kuala Lumpur Kepong Berhad	59,300	1,472,893	1,325,948	1.8%
Inari Amertron Berhad	494,900	1,710,761	1,291,689	1.7%
AMMB Holdings Berhad	281,200	947,591	1,164,168	1.6%
Mr D.I.Y. Group (M) Berhad	569,350	1,260,346	1,138,700	1.5%
Dialog Group Berhad	439,400	1,345,695	1,076,530	1.4%
V.S Industry Berhad	1,130,300	1,608,730	994,664	1.3%
QL Resources Berhad	142,100	725,106	782,971	1.0%
CTOS Digital Berhad	537,100	861,190	762,682	1.0%
Petronas Dagangan Berhad	29,000	632,951	667,000	0.9%

# Dana Sun Life Malaysia Growth (“SLMG”)

(Sambungan)

Ekuiti	Jumlah Pegangan	Kos (RM)	Nilai Pasaran (RM)	% dari NAV
Alliance Bank Malaysia Berhad	169,000	635,833	620,230	0.8%
D & O Green Technologies Berhad	138,000	558,092	590,640	0.8%
Ancom Nylex Berhad	542,500	578,669	558,775	0.7%
Hibiscus Petroleum Berhad	442,500	363,274	473,475	0.6%
KPJ Healthcare Berhad	384,000	420,281	387,840	0.5%
Vitrox Corporation Berhad	44,400	284,552	339,660	0.5%
IJM Corporation Berhad	206,100	314,946	329,760	0.4%
Aeon Co. (M) Berhad	240,700	321,884	329,759	0.4%
Kossan Rubber Industries Berhad	277,000	306,528	304,700	0.4%
Genting Plantations Berhad	45,600	399,000	291,840	0.4%
Pentamaster Corporation Berhad	58,600	240,172	259,598	0.3%
Sunway Berhad	153,000	264,568	247,860	0.3%
Kelington Group Berhad	134,700	76,923	184,539	0.2%
Kelington Group Berhad- Waran	271,900	0	115,557	0.2%
Farm Fresh Berhad	71,300	102,627	114,793	0.2%
Berjaya Group Berhad	100,000	98,500	104,000	0.1%
Kuasa Root Berhad	50,000	103,960	104,000	0.1%
Yinson-Waran	71,965	0	33,104	0.0%
<b>Jumlah</b>	<b>19,651,135</b>	<b>66,671,759</b>	<b>68,970,980</b>	<b>92.0%</b>

# Dana Sun Life Malaysia Conservative (“SLMC”)

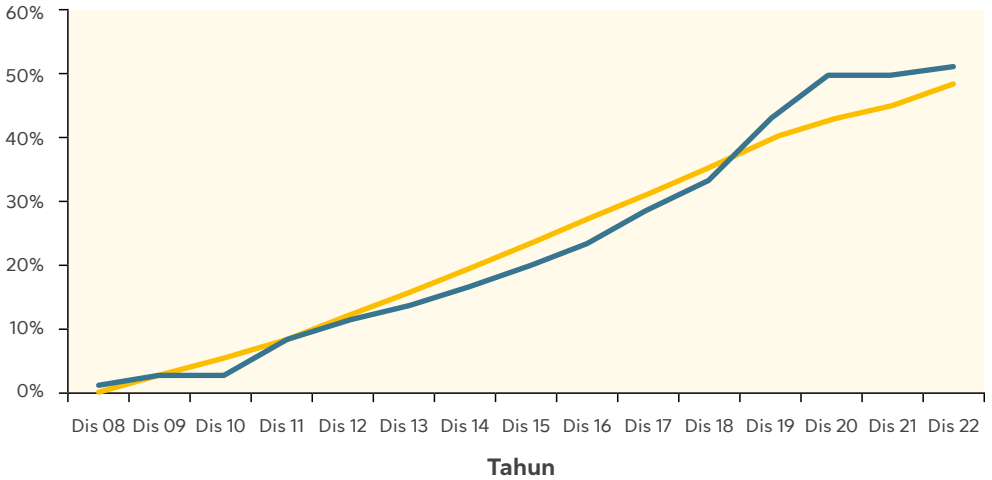
## Apakah prestasi Dana untuk tempoh ulasan dan sejak dilancarkan sehingga 31 Disember 2022?

	31 Dis 2022 (%)	31 Dis 2021 (%)	31 Dis 2020 (%)	31 Dis 2019 (%)	31 Dis 2018 (%)	Sejak Dilancarkan (%)
Prestasi (NAB)	0.8	-0.04	4.7	7.1	3.6	51.2
Penanda Aras (FD 12 bulan)	2.2	1.8	2.1	3.1	3.3	48.6

Dana mencatatkan pulangan 0.8% berbanding penanda arasnya 2.2% untuk tempoh di bawah ulasan.

### Prestasi Dana SLMC Sejak Dilancarkan

#### Pulangan



— Penanda Aras — NAB Dana

# Dana Sun Life Malaysia Conservative (“SLMC”)

(Sambungan)

## Analisa Perubahan Nilai Aset Bersih (NAB)

	31 Dis 2022	31 Dis 2021	31 Dis 2020	31 Dis 2019	31 Dis 2018
NAB (RM'000)	48,479	48,055	47,853	45,476	40,838
NAB / Unit (RM)	1.5126	1.5006	1.5012	1.4337	1.3385
Jumlah Unit ('000)	32,050	32,023	31,876	31,719	30,510
NAB / Unit tertinggi bagi tahun (RM)	1.5126	1.5075	1.5024	1.4337	1.3390
NAB / Unit terendah bagi tahun (RM)	1.4620	1.4658	1.4224	1.3389	1.2930
Pulangan Tahunan	0.8%	0.0%	4.7%	7.1%	3.6%

### Pecahan Jumlah Pulangan Tahunan

a. Pertumbuhan Modal	0.8%	0.0%	4.7%	7.1%	3.6%
b. Agihan Pendapatan	-	-	-	-	-

### Purata Pulangan Tahunan

a. Tempoh satu tahun	0.8%	0.0%	4.7%	7.1%	3.6%
b. Tempoh tiga tahun	1.8%	3.9%	5.1%	5.0%	3.6%
c. Tempoh lima tahun	3.2%	3.9%	4.5%	4.2%	3.3%

### Caj

a. Yuran pengurusan dana	1.0%	1.0%	1.0%	1.0%	1.0%
b. Yuran audit (RM'000)	3.5	3.5	3.5	3.5	3.5
c. Cukai	8.0%	8.0%	8.0%	8.0%	8.0%

### Kategori dan Komposisi Dana (RM'000)

Pendapatan Tetap	46,476	43,795	44,691	41,414	36,397
Hartanah dan Harta Tanah	1,564	2,360	6,249	8,246	7,015
Perkhidmatan Kewangan	13,861	7,140	5,834	2,445	8,819
Pembinaan dan Kejuruteraan	6,015	7,072	11,284	16,824	7,667
Dagangan, Perkhidmatan dan Lain-lain	225	2,770	3,931	3,910	2,527
Prasarana dan Utiliti	9,475	11,081	7,358	5,693	7,879
Produk Perindustrian	1,746	1,358	957	950	-
Pengangkutan	3,599	842	881	350	-
Perladangan	689	610	625	608	-
Pegangan Pelbagai	2,145	1,701	1,847	825	-

## Dana Sun Life Malaysia Conservative (“SLMC”) (Sambungan)

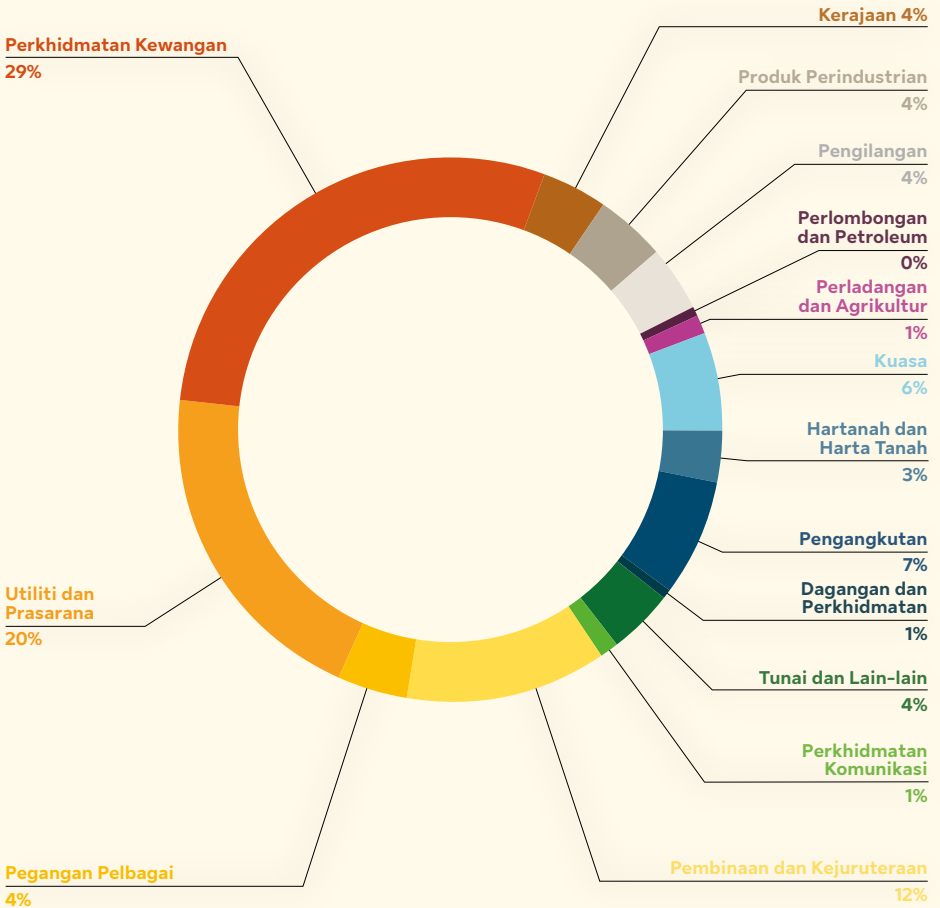
	31 Dis 2022	31 Dis 2021	31 Dis 2020	31 Dis 2019	31 Dis 2018
Pengilangan	2,027	441	312	-	-
Kewangan Awam	-	3,005	333	1,563	2,488
Kuasa	2,801	3,468	3,004	-	-
Kerajaan & Perkhidmatan Lain	1,863	1,947	2,075	-	-
Perkhidmatan Komunikasi	250	-	-	-	-
Perlombongan dan Petroleum	216	-	-	-	-
<b>Tunai dan lain-lain</b>	<b>2,002</b>	<b>4,260</b>	<b>3,162</b>	<b>4,062</b>	<b>1,613</b>

# Dana Sun Life Malaysia Conservative (“SLMC”)

(Sambungan)

## Peruntukan Aset

Pendedahan Aset Dana SLMC  
setakat 31 Disember 2022





# Dana Sun Life Malaysia Conservative (“SLMC”)

(Sambungan)

Sekuriti Pendapatan Tetap	Tarikh Matang	Penarafan	Jumlah Pegangan	Kos (RM)	Nilai Pasaran (RM)	% dari NAB
SEB IMTN 5.50%	4-Jul-29	AAA	2,500,000.00	2,665,700.00	2,659,925.00	5.5%
MMC CORP IMTN 5.950%	12-Nov-27	AA-	1,500,000.00	1,565,850.00	1,563,555.00	3.2%
PLUS BERHAD IMTN 4.800% -Sukuk PLUS T5	12-Jan-27	AAA	1,500,000.00	1,623,950.00	1,523,040.00	3.1%
YTL POWER MTN 1826D	24-Ogos-23	AA1	1,500,000.00	1,563,675.00	1,503,990.00	3.1%
PONSB IMTN 4.960% - Series 1 Tranche 2	28-Dis-28	AA3	1,430,000.00	1,422,850.00	1,437,035.60	3.0%
EDRA ENERGY IMTN 6.710% - Tranche No 33	5-Jan-38	AA3	1,000,000.00	1,183,100.00	1,139,400.00	2.4%
UNITAPAH 6.15% Series 30	12-Dis-30	AA1	1,000,000.00	1,156,300.00	1,081,710.00	2.2%
SEB IMTN 4.700%	24-Nov-28	AAA	1,000,000.00	1,000,000.00	1,019,800.00	2.1%
KEVSB IMTN 4.950%	3-Jul-26	AA+	1,000,000.00	1,019,100.00	1,016,230.00	2.1%
RHBBANK MTN 3652D	28-Apr-31	AA2	1,000,000.00	977,500.00	977,500.00	2.0%
MAHB IMTN 3.300% - Tranche 3	5-Nov-27	AAA	1,000,000.00	1,000,000.00	953,750.00	2.0%
PRESS METAL IMTN 4.10%	17-Okt-24	AA3	950,000.00	950,000.00	949,040.50	2.0%
PKPP IMTN 4.360%	29-Okt-27	AA3	1,000,000.00	1,003,000.00	948,510.00	2.0%
MAYBANK IMTN 3.100%	8-Okt-32	AA1	1,000,000.00	1,000,000.00	936,140.00	1.9%
RHBBANK MTN 3652D	28-Apr-31	AA2	850,000.00	841,330.00	830,875.00	1.7%
YTLCORP MTN 5477D	23-Jun-34	AA1	800,000.00	806,080.00	731,360.00	1.5%
ALR IMTN TRANCHE 9	13-Okt-32	AAA	700,000.00	700,000.00	718,858.00	1.5%
SABAHDEV MTN 1827D - Issue No. 203	24-Apr-24	AA1	700,000.00	717,150.00	704,347.00	1.5%

# Dana Sun Life Malaysia Conservative (“SLMC”)

(Sambungan)

Sekuriti Pendapatan Tetap	Tarikh Matang	Penarafan	Jumlah Pegangan	Kos (RM)	Nilai Pasaran (RM)	% dari NAB
EXSIM IMTN 4.500%	9-Jan-25	AA3	705,000.00	707,263.05	693,586.05	1.4%
DIALOG SENIOR SUKUK WAKALAH TRANCHE NO. 2	28-Jan-32	AA2	700,000.00	700,000.00	682,402.00	1.4%
GII MURABAHAH 2/2021 4.417%	30-Sep-41	N/R	650,000.00	672,068.18	651,904.50	1.3%
PASB IMTN 4.300% - Issue No. 40	3-Jun-26	AAA	600,000.00	600,000.00	602,100.00	1.2%
TENAGA IMTN 3.550%	10-Ogos-40	AAA	700,000.00	700,000.00	591,668.00	1.2%
EDRA ENERGY IMTN 6.310% - Tranche No 23	5-Jan-33	AA3	500,000.00	618,950.00	545,670.00	1.1%
PLUS BERHAD IMTN 5.150% - Sukuk PLUS T10	23-Dis-32	AAA	500,000.00	554,700.00	518,195.00	1.1%
TENAGA IMTN	27-Ogos-38	AAA	500,000.00	525,700.00	509,625.00	1.1%
WCT IMTN 5.170%	23-Okt-23	AA-	500,000.00	510,600.00	500,570.00	1.0%
UEMS IMTN 4.00% - Issue No. 10	9-Jun-23	AA-	500,000.00	500,000.00	498,760.00	1.0%
MGS 5/2013 3.733%	15-Jun-28	N/R	500,000.00	543,150.00	493,955.00	1.0%
PSEP IMTN 3.800%	17-Mac-28	AAA	500,000.00	500,000.00	485,705.00	1.0%
UEMS IMTN 4.300%	16-Feb-26	AA-	500,000.00	502,250.00	482,810.00	1.0%
YTL CORP MTN 3652D	24-Jul-30	AA1	500,000.00	502,100.00	447,855.00	0.9%
AZRB CAPITAL IMTN 4.850%	26-Dis-24	AA-	450,000.00	450,000.00	447,426.00	0.9%
ALR IMTN TRANCHE 6	12-Okt-29	AAA	420,000.00	420,000.00	425,510.40	0.9%
MRCB20PERP IMTN 5.090%	18-Okt-28	AA-	430,000.00	431,247.00	419,267.20	0.9%

# Dana Sun Life Malaysia Conservative (“SLMC”)

(Sambungan)

Sekuriti Pendapatan Tetap	Tarikh Matang	Penarafan	Jumlah Pegangan	Kos (RM)	Nilai Pasaran (RM)	% dari NAB
DANAINFRA IMTN 4.460% - Tranche No 124	18-Ogos-37	N/R	420,000.00	420,000.00	418,017.60	0.9%
S P SETIA IMTN 4.300%	23-Jun-28	AA	420,000.00	420,000.00	410,390.40	0.8%
GII MURABAHAH 2/2021 4.417%	30-Sep-41	N/R	400,000.00	406,000.00	401,172.00	0.8%
KLK IMTN 4.170%	16-Mac-32	AA1	385,000.00	385,000.00	372,695.40	0.8%
GII MURABAHAH 6/2017	15-Jun-33	N/R	350,000.00	381,937.50	367,531.50	0.8%
TENAGA IMTN 2.900%	12-Ogos-30	AAA	400,000.00	400,000.00	360,308.00	0.7%
IMTIAZ II IMTN 4.380%	12-Mei-27	AA2	350,000.00	350,000.00	347,081.00	0.7%
TENAGA IMTN 3.250%	10-Ogos-35	AAA	400,000.00	400,000.00	345,552.00	0.7%
AGROBANK IMTN 3.900%	2-Nov-28	AAA	350,000.00	350,000.00	341,614.00	0.7%
IMTIAZ II IMTN 3.900%	19-Apr-28	AA2	350,000.00	350,000.00	336,710.50	0.7%
PASB IMTN 1.000% - Issue No. 24	28-Sep-35	AAA	500,000.00	348,000.00	323,145.00	0.7%
WCT IMTN 4.050%	31-Mac-23	AA-	300,000.00	300,150.00	299,451.00	0.6%
GUAN CHONG IMTN 3.840%	3-Dis-27	AA-	310,000.00	311,891.00	294,723.20	0.6%
RHBBANK MTN 3652D	28-Apr-31	AA2	300,000.00	300,000.00	293,250.00	0.6%
SWIRL ABSMTN 1826D (SN Tranche 5)	18-Sep-25	AAA	300,000.00	300,000.00	289,047.00	0.6%
MGS 1/2020 4.065%	15-Jun-50	N/R	300,000.00	299,445.90	274,200.00	0.6%
MGS 1/2020 4.065%	15-Jun-50	N/R	300,000.00	301,715.40	274,200.00	0.6%
TENAGA IMTN	3-Ogos-37	AAA	250,000.00	268,625.00	260,697.50	0.5%
TENAGA IMTN	27-Ogos-38	AAA	250,000.00	261,425.00	254,812.50	0.5%

# Dana Sun Life Malaysia Conservative (“SLMC”)

(Sambungan)

Bekal Pendapatan Tetap	Tarikh Matang	Penarafan	Jumlah Pegangan	Kos (RM)	Nilai Pasaran (RM)	% dari NAB
BPMB IMTN 4.50% - Issue No 7	4-Nov-26	AAA	250,000.00	259,525.00	251,500.00	0.5%
MGS 3/2016 3.90%	30-Nov-26	N/R	250,000.00	266,243.75	250,932.50	0.5%
MGS 3/2016 3.90%	30-Nov-26	N/R	250,000.00	265,877.50	250,932.50	0.5%
EMSB IMTN 4.540%	9-Sep-32	AA+	250,000.00	250,150.00	250,355.00	0.5%
MRCB20PERP IMTN 3.850%	14-Ogos-23	AA-	250,000.00	250,700.00	248,500.00	0.5%
BUMITAMA IMTN 4.20%	22-Jul-26	AA2	250,000.00	250,000.00	247,415.00	0.5%
HLA Sub Notes (Tranche 1)	31-Jan-30	AA3	250,000.00	250,000.00	246,430.00	0.5%
STARBRIGHT ABSMTN 2554D -TRANCHE NO 7	24-Di-26	AAA	250,000.00	246,300.00	244,375.00	0.5%
DANUM IMTN 2.970% - Tranche 7	13-Mei-25	AAA	250,000.00	250,000.00	243,737.50	0.5%
PTP IMTN 3.150%	28-Ogos-25	AA-	250,000.00	250,000.00	242,055.00	0.5%
STARBRIGHT ABSMTN 3288D	27-Di-28	AAA	250,000.00	245,475.00	240,135.00	0.5%
DANUM IMTN 3.140% -Tranche 8	13-Mei-27	AAA	250,000.00	250,000.00	239,052.50	0.5%
S P SETIA IMTN 4.220%	21-Apr-27	AA	240,000.00	240,000.00	235,550.40	0.5%
GLT12 IMTN 3.900%	12-Ogos-30	AA3	250,000.00	250,000.00	231,705.00	0.5%
HANWHA MTN 1094D - Tranche 1	30-Ogos-24	AAA	230,000.00	230,000.00	225,170.00	0.5%
PRASARANA IMTN 3.440% - Series 4	24-Feb-40	N/R	250,000.00	250,000.00	217,182.50	0.4%
PSEP IMTN 5.080% (Tr2 Sr1)	11-Nov-27	AAA	210,000.00	210,462.00	216,096.30	0.4%
MMC CORP IMTN 5.400%	30-Nov-29	AA-	210,000.00	210,609.00	211,419.60	0.4%

# Dana Sun Life Malaysia Conservative (“SLMC”)

(Sambungan)

Sekuriti Pendapatan Tetap	Tarikh Matang	Penarafan	Jumlah Pegangan	Kos (RM)	Nilai Pasaran (RM)	% dari NAB
BERMAZ AUTO IMTN (TRANCHE 1 S1)	18-Dis-23	AA3	210,000.00	210,000.00	207,923.10	0.4%
MERCEDES MTN 1461D	18-Mac-26	AAA	210,000.00	210,000.00	206,383.80	0.4%
PLUS BERHAD IMTN 4.880% -Sukuk PLUS T6	12-Jan-28	AAA	200,000.00	222,320.00	203,884.00	0.4%
PONSB IMTN 4.990% - Series 2 Tranche 1	30-Jun-27	AA3	200,000.00	200,000.00	202,192.00	0.4%
MGS 3/2016 3.90%	30-Nov-26	N/R	200,000.00	212,842.00	200,746.00	0.4%
GII MURABAHAH 5/2019 4.638%	15-Nov-49	N/R	200,000.00	235,320.00	200,354.00	0.4%
UEMS IMTN 3.900% - Issue No.12	21-Sep-23	AA-	200,000.00	200,560.00	198,872.00	0.4%
KAJV IMTN8 5.10%	13-Mei-24	AA-	200,000.00	201,420.00	198,426.00	0.4%
KAJV IMTN9 5.15%	13-Mei-25	AA-	200,000.00	201,840.00	197,494.00	0.4%
OSK RATED IMTN 4.390% (Series 002)	28-Apr-28	AA	200,000.00	200,000.00	195,328.00	0.4%
PENANGPORT IMTN 4.680% -TRANCHE NO 3	26-Dis-31	AA-	200,000.00	200,000.00	195,060.00	0.4%
OSK RATED IMTN 4.520% (Series 003)	30-Apr-31	AA	200,000.00	200,000.00	192,764.00	0.4%
AEON CREDIT SENIOR SUKUK (SERIES 1 TRANCHE 2)	10-Feb-28	AA3	200,000.00	200,000.00	191,924.00	0.4%
GLT12 IMTN 3.750%	12-Ogos-27	AA3	200,000.00	200,000.00	191,558.00	0.4%
MRCB20PERP IMTN 4.250%	13-Ogos-27	AA-	200,000.00	201,200.00	190,098.00	0.4%
PTP IMTN 4.050%	18-Jun-30	AA-	200,000.00	200,000.00	188,290.00	0.4%
MRCB20PERP IMTN 4.450%	14-Ogos-30	AA-	200,000.00	201,600.00	184,202.00	0.4%

# Dana Sun Life Malaysia Conservative (“SLMC”)

(Sambungan)

Sekuriti Pendapatan Tetap	Tarikh Matang	Penarafan	Jumlah Pegangan	Kos (RM)	Nilai Pasaran (RM)	% dari NAB
SME BANK IMTN 3.100%	31-Jul-26	AAA	180,000.00	180,000.00	173,498.40	0.4%
IMTIAZ II IMTN 3.900%	19-Apr-28	AA2	180,000.00	178,560.00	173,165.40	0.4%
EMSB IMTN 4.270%	9-Sep-27	AA+	170,000.00	170,000.00	169,576.70	0.3%
SPETCHEM IMTN 5.010% (Sr1 Tr4)	27-Jul-28	AAA	150,000.00	150,000.00	154,563.00	0.3%
STARBRIGHT ABSMTN 2922D -TRANCHE NO 8	27-Dis-27	AAA	150,000.00	147,525.00	145,341.00	0.3%
BPMB IMTN 4.050%	6-Jun-31	AAA	150,000.00	150,000.00	144,552.00	0.3%
PONSB IMTN 4.960% - Series 1 Tranche 2	28-Dis-28	AA3	140,000.00	140,000.00	140,688.80	0.3%
EMSB IMTN 4.440%	7-Sep-29	AA+	130,000.00	130,000.00	130,133.90	0.3%
MAYBANK IMTN 3.410%	5-Ogos-31	AA1	125,000.00	125,000.00	120,482.50	0.2%
BSN IMTN 3.890%	20-Okt-28	AAA	120,000.00	120,000.00	116,785.20	0.2%
JPB IMTN 5.100% (Tranche 1)	4-Okt-27	AA-	110,000.00	110,000.00	110,909.70	0.2%
DANAINFRA IMTN 5.060% - TRANCHE 10	12-Feb-49	N/R	100,000.00	124,280.00	104,621.00	0.2%
GII MURABAHAH 2/2021 4.417%	30-Sep-41	N/R	100,000.00	103,500.00	100,293.00	0.2%
POINT ZONE IMTN 4.290%	5-Mac-27	AA-	100,000.00	100,000.00	98,793.00	0.2%
PENANGPORT IMTN 4.480% -TRANCHE NO 2	27-Dis-29	AA-	100,000.00	100,000.00	97,836.00	0.2%
GLT12 IMTN 3.550%	12-Ogos-25	AA3	100,000.00	100,000.00	97,786.00	0.2%
GLT12 IMTN 4.400% (Sr2-Tr2)	11-Okt-28	AA3	100,000.00	100,000.00	97,414.00	0.2%

## Dana Sun Life Malaysia Conservative (“SLMC”) (Sambungan)

Sekuriti Pendapatan Tetap	Tarikh Matang	Penarafan	Jumlah Pegangan	Kos (RM)	Nilai Pasaran (RM)	% dari NAB
MGS 1/2020 4.065%	15-Jun-50	N/R	100,000.00	96,200.00	91,400.00	0.2%
MGS 1/2020 4.065%	15-Jun-50	N/R	100,000.00	96,177.00	91,400.00	0.2%
MGS 1/2020 4.065%	15-Jun-50	N/R	100,000.00	96,326.00	91,400.00	0.2%
MGS 1/2020 4.065%	15-Jun-50	N/R	100,000.00	96,483.00	91,400.00	0.2%
MMC PORT IMTN 4.660% (Tranche 2)	6-Apr-29	AA-	90,000.00	90,000.00	88,206.30	0.2%
PLNG2 IMTN 2.860% - Tranche No 8	20-Okt-28	AAA	80,000.00	80,000.00	73,740.00	0.2%
BKB IMTN 4.120% - Series 1 Tranche 1	9-Feb-29	AA1	70,000.00	70,000.00	68,731.60	0.1%
MMC PORT IMTN 4.400% (Tranche 1)	8-Apr-27	AA-	60,000.00	60,000.00	58,854.60	0.1%
PENANGPORT IMTN 4.300% -TRANCHE NO 1	24-Dis-26	AA-	50,000.00	50,000.00	49,625.00	0.1%
<b>Jumlah</b>			<b>46,985,000</b>	<b>48,074,298</b>	<b>46,475,914</b>	<b>95.9%</b>

# Dana Sun Life Malaysia Select Asia (Ex Japan) Quantum (“SLMSAQ”)

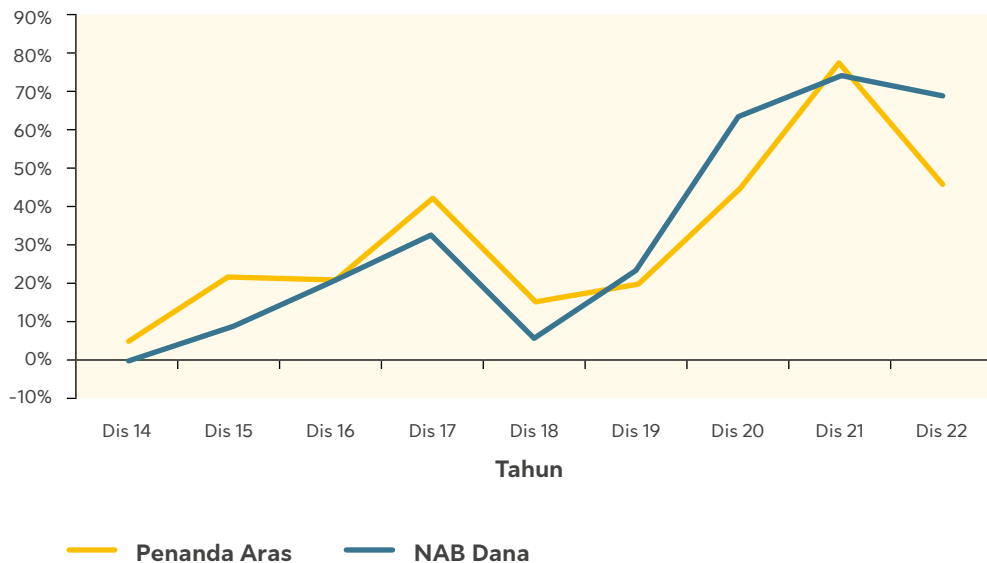
**Apakah prestasi Dana untuk tempoh ulasan dan sejak dilancarkan sehingga 31 Disember 2022?**

	31 Dis 2022 (%)	31 Dis 2021 (%)	31 Dis 2020 (%)	31 Dis 2019 (%)	31 Dis 2018 (%)	Sejak Dilancarkan (%)
Prestasi (NAB)	-2.9	6.6	32.9	17.4	-20.9	69.3
Penanda Aras (Indeks MSCI AC Asia (ex-Japan) Small Cap)	-17.9	22.6	21.1	3.5	-19.3	45.6

Dana mencatatkan pulangan -2.9% berbanding penanda arasnya -17.9% untuk tempoh di bawah ulasan.

## Prestasi Dana SLMSAQ Sejak Dilancarkan

### Pulangan





# Dana Sun Life Malaysia Select Asia (Ex Japan) Quantum ("SLMSAQ") (Sambungan)

## Analisa Perubahan Nilai Aset Bersih (NAB)

	31 Dis 2022	31 Dis 2021	31 Dis 2020	31 Dis 2019	31 Dis 2018
NAB (RM'000)	31,935	35,191	24,038	15,938	14,563
NAB / Unit (RM)	1.6927	1.7436	1.6362	1.2309	1.0488
Jumlah Unit ('000)	18,867	20,183	14,691	12,948	13,886
NAB / Unit tertinggi bagi tahun (RM)	1.7566	2.1037	1.7062	1.2435	1.3640
NAB / Unit terendah bagi tahun (RM)	1.5253	1.6362	0.9237	1.0423	1.0440
Pulangan Tahunan	-2.9%	6.6%	32.9%	17.4%	-20.9%

### Pecahan Jumlah Pulangan Tahunan

a. Pertumbuhan Modal	-2.9%	6.6%	32.9%	17.4%	-20.9%
b. Agihan Pendapatan	-	-	-	-	-

### Purata Pulangan Tahunan

a. Tempoh satu tahun	-2.9%	6.6%	32.9%	17.4%	-20.9%
b. Tempoh tiga tahun	12.2%	19.0%	9.8%	2.3%	0.3%
c. Tempoh lima tahun	6.6%	9.3%	10.2%	5.4%	1.8%

### Caj

a. Yuran pengurusan dana	-	-	-	-	-
b. Yuran audit (RM'000)	-	-	-	-	-
c. Cukai	8.0%	8.0%	8.0%	8.0%	8.0%

### Kategori dan Komposisi Dana (RM'000)

Affin Hwang Select Asia (ex Japan) Quantum Fund (Dana Sasaran)	32,094	35,561	24,269	15,830	14,216
Tunai dan lain-lain	(159)	(370)	(232)	108	347

PERUNTUKAN ASET (RM)	Jumlah Pegangan	Kos	Nilai Pasaran	% dari NAB
Affin Hwang Select Asia (ex Japan) Quantum Fund (Dana Sasaran)	15,967,286	31,282,331	32,094,245	100.5%
Tunai dan lain-lain	-	-	(158,813)	-0.5%
	<b>15,967,286</b>	<b>31,282,331</b>	<b>31,935,432</b>	<b>100.0%</b>

# Dana Sun Life Malaysia Global Titans (“SLMGT”)

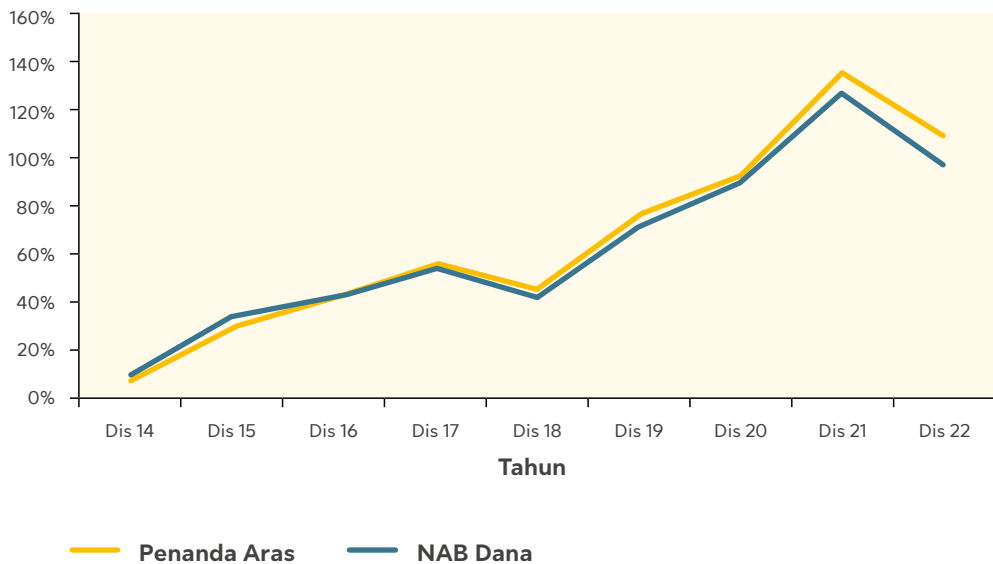
## Apakah prestasi Dana untuk tempoh ulasan dan sejak dilancarkan sehingga 31 Disember 2022?

	31 Dis 2022 (%)	31 Dis 2021 (%)	31 Dis 2020 (%)	31 Dis 2019 (%)	31 Dis 2018 (%)	Sejak Dilancarkan (%)
Prestasi (NAB)	-13.2	19.3	11.1	20.5	-7.7	96.8
Penanda Aras (42% S&P500 + 36% MSCI Europe + 12% MSCI Japan + 10% Kadar Deposit Tetap 1-bulan CIMB Bank)	-10.7	21.4	9.6	22.4	-7.2	109.6

Dana mencatatkan pulangan -13.2% berbanding penanda arasnya -10.7% untuk tempoh di bawah ulasan.

### Prestasi Dana SLMGT Sejak Dilancarkan

#### Pulangan



# Dana Sun Life Malaysia Global Titans (“SLMGT”)

(Sambungan)

## Analisa Perubahan Nilai Aset Bersih (NAB)

	31 Dis 2022	31 Dis 2021	31 Dis 2020	31 Dis 2019	31 Dis 2018
NAB (RM'000)	71,898	79,517	55,662	34,673	25,488
NAB / Unit (RM)	1.9683	2.2676	1.9012	1.7111	1.4205
Jumlah Unit ('000)	36,527	35,067	29,277	20,264	17,944
NAB / Unit tertinggi bagi tahun (RM)	2.2871	2.2789	1.9059	1.7322	1.6340
NAB / Unit terendah bagi tahun (RM)	1.8640	1.8810	1.3824	1.4134	1.4040
Pulangan Tahunan	-13.2%	19.3%	11.1%	20.5%	-7.7%
<b>Pecahan Jumlah Pulangan Tahunan</b>					
a. Pertumbuhan Modal	-13.2%	19.3%	11.1%	20.5%	-7.7%
b. Agihan Pendapatan	-	-	-	-	-
<b>Purata Pulangan Tahunan</b>					
a. Tempoh satu tahun	-13.2%	19.3%	11.1%	20.5%	-7.7%
b. Tempoh tiga tahun	5.7%	17.0%	8.0%	7.1%	2.2%
c. Tempoh lima tahun	6.0%	10.3%	7.7%	10.1%	7.7%
<b>Caj</b>					
a. Yuran pengurusan dana	-	-	-	-	-
b. Yuran audit (RM'000)	-	-	-	-	-
c. Cukai	8.0%	8.0%	8.0%	8.0%	8.0%
<b>Kategori dan Komposisi Dana (RM'000)</b>					
Principal Global Titans Fund (Dana Sasaran)	71,755	80,873	56,195	35,117	25,341
Tunai dan lain-lain	143	(1,356)	(534)	(444)	147

PERUNTUKAN ASET (RM)	Jumlah Pegangan	Kos	Nilai Pasaran	% dari NAB
Principal Global Titans Fund (Dana Sasaran)	99,618,155	73,479,219	71,754,957	99.8%
Tunai dan lain-lain	-	-	143,042	0.2%
	<b>99,618,155</b>	<b>73,479,219</b>	<b>71,897,999</b>	<b>100.0%</b>

# Dana Sun Life Malaysia Equity Income (“SLMEI”)

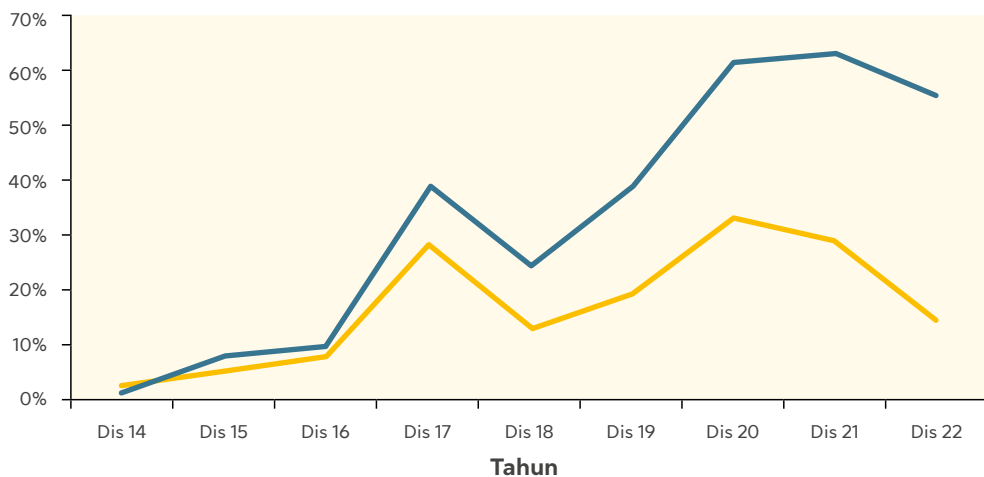
**Apakah prestasi Dana untuk tempoh ulasan dan sejak dilancarkan sehingga 31 Disember 2022?**

	31 Dis 2022 (%)	31 Dis 2021 (%)	31 Dis 2020 (%)	31 Dis 2019 (%)	31 Dis 2018 (%)	Sejak Dilancarkan (%)
Prestasi (NAB)	-4.5	0.9	16.5	11.5	-9.9	55.7
Penanda Aras (50% Indeks FBM100 + 50% Indeks MSCI AC Asia ex-Japan)	-11.2	-3.4	11.8	5.5	-11.8	14.3

Dana mencatatkan pulangan -4.5% berbanding penanda arasnya -11.2% untuk tempoh di bawah ulasan.

## Prestasi Dana SLMEI Sejak Dilancarkan

### Pulangan



— Penanda Aras — NAB Dana

# Dana Sun Life Malaysia Equity Income (“SLMEI”)

(Sambungan)

## Analisa Perubahan Nilai Aset Bersih (NAB)

	31 Dis 2022	31 Dis 2021	31 Dis 2020	31 Dis 2019	31 Dis 2018
NAB (RM'000)	9,373	9,241	9,661	10,188	9,207
NAB / Unit (RM)	1.5567	1.6297	1.6155	1.3871	1.2443
Jumlah Unit ('000)	6,021	5,671	5,980	7,344	7,399
NAB / Unit tertinggi bagi tahun (RM)	1.6776	1.8077	1.6169	1.3993	1.4340
NAB / Unit terendah bagi tahun (RM)	1.5150	1.5910	1.0452	1.2319	1.2350
Pulangan Tahunan	-4.5%	0.9%	16.5%	11.5%	-9.9%
<b>Pecahan Jumlah Pulangan Tahunan</b>					
a. Pertumbuhan Modal	-4.5%	0.9%	16.5%	11.5%	-9.9%
b. Agihan Pendapatan	-	-	-	-	-
<b>Purata Pulangan Tahunan</b>					
a. Tempoh satu tahun	-4.5%	0.9%	16.5%	11.5%	-9.9%
b. Tempoh tiga tahun	4.3%	9.6%	6.0%	9.4%	6.2%
c. Tempoh lima tahun	2.9%	9.1%	9.3%	7.3%	5.1%
<b>Caj</b>					
a. Yuran pengurusan dana	-	-	-	-	-
b. Yuran audit (RM'000)	-	-	-	-	-
c. Cukai	8.0%	8.0%	8.0%	8.0%	8.0%
<b>Kategori dan Komposisi Dana (RM'000)</b>					
Principal Titans Income Plus Fund (Dana Sasaran)	9,325	9,290	9,693	10,124	9,081
Tunai dan lain-lain	48	(49)	(32)	64	126

PERUNTUKAN ASET (RM)	Jumlah Pegangan	Kos	Nilai Pasaran	% dari NAB
Principal Titans Income Plus Fund (Dana Sasaran)	7,384,813	9,756,703	9,324,803	99.5%
Tunai dan lain-lain	-	-	47,916	0.5%
	<b>7,384,813</b>	<b>9,756,703</b>	<b>9,372,719</b>	<b>100.0%</b>

# Dana Sun Life Malaysia Balanced Stable (“SLMBS”)

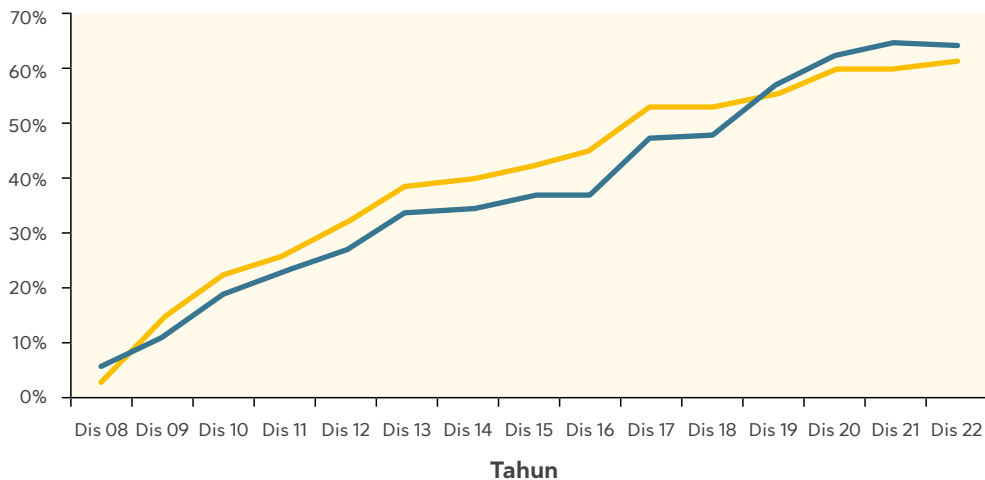
## Apakah prestasi Dana untuk tempoh ulasan dan sejak dilancarkan sehingga 31 Disember 2022?

	31 Dis 2022 (%)	31 Dis 2021 (%)	31 Dis 2020 (%)	31 Dis 2019 (%)	31 Dis 2018 (%)	Sejak Dilancarkan (%)
Prestasi (NAB)	-0.1	1.6	3.6	6.0	0.3	64.8
Penanda Aras (FBM100 25% + FD 12 bulan 75%)	0.4	0.3	2.8	1.6	0.1	61.0

Dana mencatatkan pulangan -0.1% berbanding penanda arasnya 0.4% untuk tempoh di bawah ulasan.

### Prestasi Dana SLMBS Sejak Dilancarkan

#### Pulangan



— Penanda Aras — NAB Dana

# Dana Sun Life Malaysia Balanced Stable (“SLMBS”)

(Sambungan)

## Analisa Perubahan Nilai Aset Bersih (NAB)

	31 Dis 2022	31 Dis 2021	31 Dis 2020	31 Dis 2019	31 Dis 2018
NAB (RM'000)	2,381	2,540	2,565	2,543	2,515
NAB / Unit (RM)	1.6345	1.6364	1.6111	1.5549	1.4676
Jumlah Unit ('000)	1,457	1,552	1,592	1,635	1,714
NAB / Unit tertinggi bagi tahun (RM)	1.6469	1.6383	1.6143	1.5590	1.4920
NAB / Unit terendah bagi tahun (RM)	1.5879	1.5968	1.4635	1.4643	1.4500
Pulangan Tahunan	-0.1%	1.6%	3.6%	6.0%	0.3%
<b>Pecahan Jumlah Pulangan Tahunan</b>					
a. Pertumbuhan Modal	-0.1%	1.6%	3.6%	6.0%	0.3%
b. Agihan Pendapatan	-	-	-	-	-
<b>Purata Pulangan Tahunan</b>					
a. Tempoh satu tahun	-0.1%	1.6%	3.6%	6.0%	0.3%
b. Tempoh tiga tahun	1.7%	3.7%	3.3%	4.6%	2.7%
c. Tempoh lima tahun	2.3%	3.8%	3.6%	3.1%	2.0%
<b>Caj</b>					
a. Yuran pengurusan dana	-	-	-	-	-
b. Yuran audit (RM'000)	3.5	3.5	3.5	3.5	3.5
c. Cukai	8.0%	8.0%	8.0%	8.0%	8.0%
<b>Kategori dan Komposisi Dana (RM'000)</b>					
Dana Sun Life Malaysia Conservative	1,784	1,895	1,916	1,910	1,882
Dana Sun Life Malaysia Growth	601	646	639	634	633
Tunai dan lain-lain	(4)	(1)	10	(1)	(0)

PERUNTUKAN ASET (RM)	Jumlah Pegangan	Kos	Nilai Pasaran	% dari NAB
Dana Sun Life Malaysia Conservative	1,179,305	1,471,283	1,783,817	74.9%
Dana Sun Life Malaysia Growth	224,823	531,314	601,040	25.2%
Tunai dan lain-lain	-	-	(3,852)	-0.1%
	<b>1,404,128</b>	<b>2,202,597</b>	<b>2,381,007</b>	<b>100.0%</b>

# Dana Sun Life Malaysia Balanced Moderate (“SLMBM”)

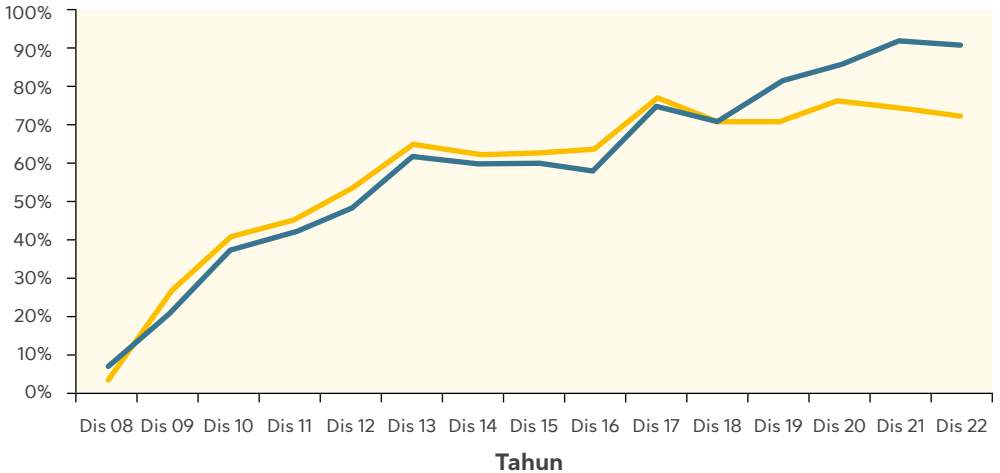
## Apakah prestasi Dana untuk tempoh ulasan dan sejak dilancarkan sehingga 31 Disember 2022?

	31 Dis 2022 (%)	31 Dis 2021 (%)	31 Dis 2020 (%)	31 Dis 2019 (%)	31 Dis 2018 (%)	Sejak Dilancarkan (%)
Prestasi (NAB)	-0.8	3.4	2.8	5.5	-2.4	91.1
Penanda Aras (FBM100 50% + FD 12 bulan 50%)	-1.5	-1.2	3.3	0.1	-3.0	72.5

Dana mencatatkan pulangan -0.8% berbanding penanda arasnya -1.5% untuk tempoh di bawah ulasan.

### Prestasi Dana SLMBM Sejak Dilancarkan

#### Pulangan



— Penanda Aras — NAB Dana



# Dana Sun Life Malaysia Balanced Moderate (“SLMBM”) (Sambungan)

## Analisa Perubahan Nilai Aset Bersih (NAB)

	31 Dis 2022	31 Dis 2021	31 Dis 2020	31 Dis 2019	31 Dis 2018
NAB (RM'000)	18,892	18,294	16,970	14,172	11,042
NAB / Unit (RM)	1.8950	1.9095	1.8462	1.7955	1.7012
Jumlah Unit ('000)	9,969	9,581	9,192	7,893	6,491
NAB / Unit tertinggi bagi tahun (RM)	1.9293	1.9319	1.8572	1.8051	1.7740
NAB / Unit terendah bagi tahun (RM)	1.8202	1.8187	1.5953	1.6924	1.6850
Pulangan Tahunan	-0.8%	3.4%	2.8%	5.5%	-2.4%
<b>Pecahan Jumlah Pulangan Tahunan</b>					
a. Pertumbuhan Modal	-0.8%	3.4%	2.8%	5.5%	-2.4%
b. Agihan Pendapatan	-	-	-	-	-
<b>Purata Pulangan Tahunan</b>					
a. Tempoh satu tahun	-0.8%	3.4%	2.8%	5.5%	-2.4%
b. Tempoh tiga tahun	1.8%	3.9%	2.0%	4.8%	2.5%
c. Tempoh lima tahun	1.7%	4.1%	3.2%	2.7%	1.3%
<b>Caj</b>					
a. Yuran pengurusan dana	-	-	-	-	-
b. Yuran audit (RM'000)	3.5	3.5	3.5	3.5	3.5
c. Cukai	8.0%	8.0%	8.0%	8.0%	8.0%
<b>Kategori dan Komposisi Dana (RM'000)</b>					
Dana Sun Life Malaysia Conservative	9,397	9,067	8,483	7,096	5,508
Dana Sun Life Malaysia Growth	9,491	9,260	8,485	7,067	5,558
Tunai dan lain-lain	4	(33)	2	9	(25)

PERUNTUKAN ASET (RM)	Jumlah Pegangan	Kos	Nilai Pasaran	% dari NAB
Dana Sun Life Malaysia Conservative	6,212,519	8,936,178	9,397,056	49.7%
Dana Sun Life Malaysia Growth	3,550,158	8,999,942	9,490,991	50.2%
Tunai dan lain-lain	-	-	3,568	0.1%
	<b>9,762,677</b>	<b>17,936,120</b>	<b>18,891,615</b>	<b>100.0%</b>

# Dana Sun Life Malaysia Balanced Aggressive (“SLMBA”)

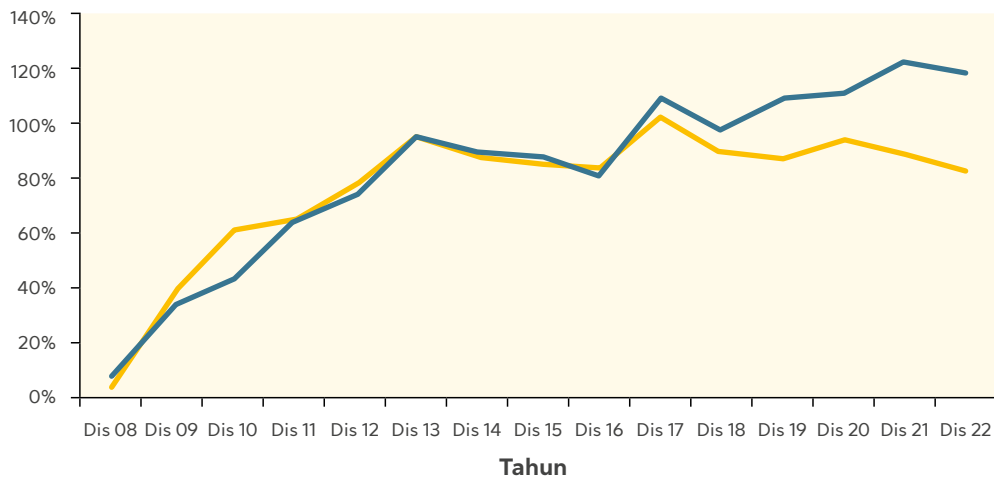
Apakah prestasi Dana untuk tempoh ulasan dan sejak dilancarkan sehingga 31 Disember 2022?

	31 Dis 2022 (%)	31 Dis 2021 (%)	31 Dis 2020 (%)	31 Dis 2019 (%)	31 Dis 2018 (%)	Sejak Dilancarkan (%)
Prestasi (NAB)	-1.6	5.0	1.6	5.1	-5.3	118.6
Penanda Aras (FBM100 75% + FD 12 bulan 25%)	-3.4	-2.7	3.5	-1.4	-6.2	82.7

Dana mencatatkan pulangan -1.6% berbanding penanda arasnya -3.4% untuk tempoh di bawah ulasan.

## Prestasi Dana SLMBA Sejak Dilancarkan

### Pulangan



— Penanda Aras — NAB Dana

# Dana Sun Life Malaysia Balanced Aggressive (“SLMBA”) (Sambungan)

## Analisa Perubahan Nilai Aset Bersih (NAB)

	31 Dis 2022	31 Dis 2021	31 Dis 2020	31 Dis 2019	31 Dis 2018
NAB (RM'000)	5,976	6,466	6,331	6,441	6,441
NAB / Unit (RM)	2.1680	2.2035	2.0982	2.0654	1.9655
Jumlah Unit ('000)	2,756	2,934	3,017	3,119	3,277
NAB / Unit tertinggi bagi tahun (RM)	2.2419	2.2539	2.1189	2.0821	2.1270
NAB / Unit terendah bagi tahun (RM)	2.0584	2.0500	1.7259	1.9497	1.9380
Pulangan Tahunan	-1.6%	5.0%	1.6%	5.1%	-5.3%

### Pecahan Jumlah Pulangan Tahunan

a. Pertumbuhan Modal	-1.6%	5.0%	1.6%	5.1%	-5.3%
b. Agihan Pendapatan	-	-	-	-	-

### Purata Pulangan Tahunan

a. Tempoh satu tahun	-1.6%	5.0%	1.6%	5.1%	-5.3%
b. Tempoh tiga tahun	1.7%	3.9%	0.5%	5.0%	2.1%
c. Tempoh lima tahun	1.0%	4.3%	2.6%	2.1%	0.5%

### Caj

a. Yuran pengurusan dana	-	-	-	-	-
b. Yuran audit (RM'000)	3.5	3.5	3.5	3.5	3.5
c. Cukai	8.0%	8.0%	8.0%	8.0%	8.0%

### Kategori dan Komposisi Dana (RM'000)

Dana Sun Life Malaysia Conservative	1,487	1,594	1,583	1,616	1,600
Dana Sun Life Malaysia Growth	4,509	4,882	4,750	4,829	4,843
Tunai dan lain-lain	(20)	(9)	(3)	(4)	(2)

PERUNTUKAN ASET (RM)	Jumlah Pegangan	Kos	Nilai Pasaran	% dari NAB
Dana Sun Life Malaysia Conservative	983,239	1,309,125	1,487,247	24.9%
Dana Sun Life Malaysia Growth	1,686,445	3,873,778	4,508,541	75.4%
Tunai dan lain-lain	-	-	(19,990)	-0.3%
	<b>2,669,684</b>	<b>5,182,903</b>	<b>5,975,798</b>	<b>100.0%</b>

# Dana Sun Life Malaysia World Equity (“SLMWE”)

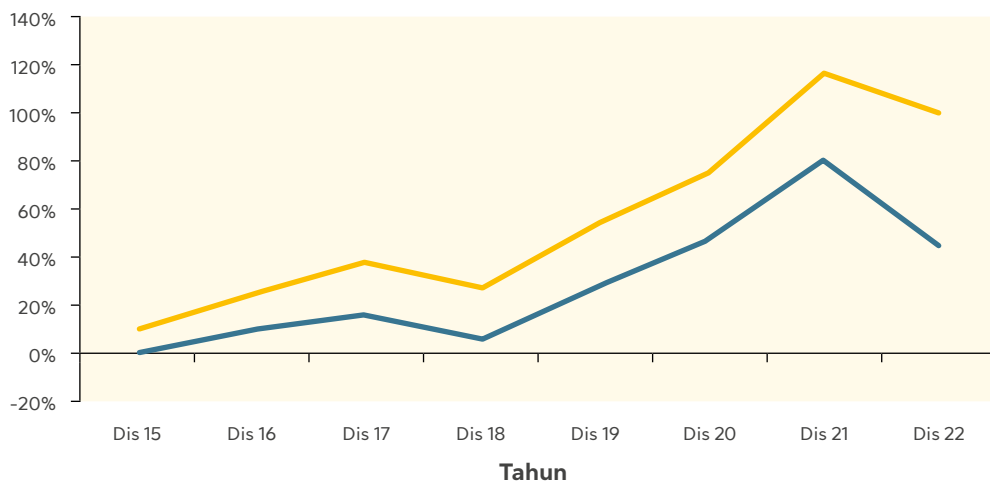
## Apakah prestasi Dana untuk tempoh ulasan dan sejak dilancarkan sehingga 31 Disember 2022?

	31 Dis 2022 (%)	31 Dis 2021 (%)	31 Dis 2020 (%)	31 Dis 2019 (%)	31 Dis 2018 (%)	Sejak Dilancarkan (%)
Prestasi (NAB)	-20.1	22.6	15.4	21.8	-9.1	44.1
Penanda Aras (MSCI ACWI Islamic (Shariah) Index)	-7.8	23.3	9.8	21.9	-7.8	99.8

Dana mencatatkan pulangan -20.1% berbanding penanda arasnya -7.8% untuk tempoh di bawah ulasan.

### Prestasi Dana SLMWE Sejak Dilancarkan

#### Pulangan



— Penanda Aras — NAB Dana

# Dana Sun Life Malaysia World Equity (“SLMWE”) (Sambungan)

## Analisa Perubahan Nilai Aset Bersih (NAB)

	31 Dis 2022	31 Dis 2021	31 Dis 2020	31 Dis 2019	31 Dis 2018
NAB (RM'000)	13,862	19,055	7,449	4,767	3,680
NAB / Unit (RM)	1.4405	1.8019	1.4700	1.2739	1.0457
Jumlah Unit ('000)	9,623	10,575	5,067	3,742	3,519
NAB / Unit tertinggi bagi tahun (RM)	1.8003	1.8355	1.4769	1.2902	1.1870
NAB / Unit terendah bagi tahun (RM)	1.3414	1.4224	0.9902	1.0366	1.0360
Pulangan Tahunan	-20.1%	22.6%	15.4%	21.8%	-9.1%
<b>Pecahan Jumlah Pulangan Tahunan</b>					
a. Pertumbuhan Modal	-20.1%	22.6%	15.4%	21.8%	-9.1%
b. Agihan Pendapatan	-	-	-	-	-
<b>Purata Pulangan Tahunan</b>					
a. Tempoh satu tahun	-20.1%	22.6%	15.4%	21.8%	-9.1%
b. Tempoh tiga tahun	6.0%	19.9%	9.4%	6.4%	2.2%
c. Tempoh lima tahun	6.1%	11.4%	8.8%	5.5%	-
<b>Caj</b>					
a. Yuran pengurusan dana	-	-	-	-	-
b. Yuran audit (RM'000)	-	-	-	-	-
c. Cukai	8.0%	8.0%	8.0%	8.0%	8.0%
<b>Kategori dan Komposisi Dana (RM'000)</b>					
abrdn Islamic World Equity Fund (Dana Sasaran)	13,721	19,330	7,558	4,828	3,670
Dana Sun Life Malaysia Growth	141	(275)	(109)	(61)	10

PERUNTUKAN ASET (RM)	Jumlah Pegangan	Kos	Nilai Pasaran	% dari NAB
abrdn Islamic World Equity Fund (Dana Sasaran)	6,880,289	15,329,745	13,721,361	99.0%
Tunai dan lain-lain	-	-	140,569	1.0%
	<b>6,880,289</b>	<b>15,329,745</b>	<b>13,861,930</b>	<b>100.0%</b>

# Dana Sun Life Malaysia Asia Pacific Dynamic Income (“SLMAPDI”)

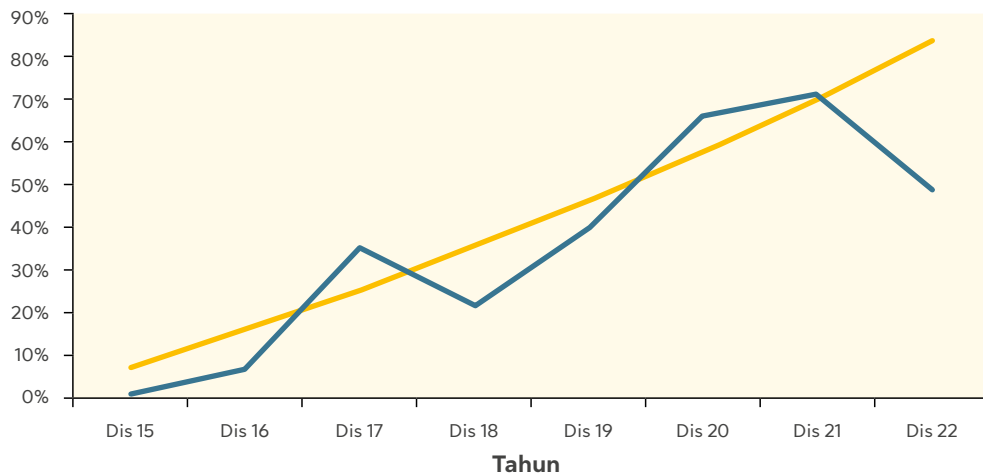
**Apakah prestasi Dana untuk tempoh ulasan dan sejak dilancarkan sehingga 31 Disember 2022?**

	31 Dis 2022 (%)	31 Dis 2021 (%)	31 Dis 2020 (%)	31 Dis 2019 (%)	31 Dis 2018 (%)	Sejak Dilancarkan (%)
Prestasi (NAB)	-13.0	3.1	18.9	15.2	-10.0	49.1
Penanda Aras (Target Pulangan 8% p.a.)	8.0	8.0	8.0	8.0	8.0	83.9

Dana mencatatkan pulangan -13.0% berbanding penanda arasnya 8.0% untuk tempoh di bawah ulasan.

## Prestasi Dana SLMAPDI Sejak Dilancarkan

### Pulangan



— Penanda Aras — NAB Dana

# Dana Sun Life Malaysia Asia Pacific Dynamic Income ("SLMAPDI") (Sambungan)

## Analisa Perubahan Nilai Aset Bersih (NAB)

	31 Dis 2022	31 Dis 2021	31 Dis 2020	31 Dis 2019	31 Dis 2018
NAB (RM'000)	273,174	315,255	219,452	149,271	109,877
NAB / Unit (RM)	1.4905	1.7131	1.6622	1.3985	1.2140
Jumlah Unit ('000)	183,272	184,024	132,024	106,740	90,510
NAB / Unit tertinggi bagi tahun (RM)	1.7567	1.8502	1.6678	1.4119	1.4080
NAB / Unit terendah bagi tahun (RM)	1.4202	1.6622	1.0870	1.1921	1.2040
Pulangan Tahunan	-13.0%	3.1%	18.9%	15.2%	-10.0%
<b>Pecahan Jumlah Pulangan Tahunan</b>					
a. Pertumbuhan Modal	-13.0%	3.1%	18.9%	15.2%	-10.0%
b. Agihan Pendapatan	-	-	-	-	-
<b>Purata Pulangan Tahunan</b>					
a. Tempoh satu tahun	-13.0%	3.1%	18.9%	15.2%	-10.0%
b. Tempoh tiga tahun	3.0%	12.4%	8.0%	10.3%	7.3%
c. Tempoh lima tahun	2.8%	10.6%	11.2%	7.6%	-
<b>Caj</b>					
a. Yuran pengurusan dana	-	-	-	-	-
b. Yuran audit (RM'000)	-	-	-	-	-
c. Cukai	8.0%	8.0%	8.0%	8.0%	8.0%
<b>Kategori dan Komposisi Dana (RM'000)</b>					
Principal Asia Pacific Dynamic Income Fund (Dana Sasaran)	271,128	318,204	222,686	150,344	109,416
Tunai dan lain-lain	2,046	(2,948)	(3,234)	(1,073)	461

PERUNTUKAN ASET (RM)	Jumlah Pegangan	Kos	Nilai Pasaran	% dari NAB
Principal Asia Pacific Dynamic Income Fund (Dana Sasaran)	1,296,643,265	296,193,230	271,128,106	99.3%
Tunai dan lain-lain	-	-	2,045,694	0.7%
	<b>1,296,643,265</b>	<b>296,193,230</b>	<b>273,173,800</b>	<b>100.0%</b>

# Dana Sun Life Malaysia Asia Pacific Equity (“SLMAPE”)

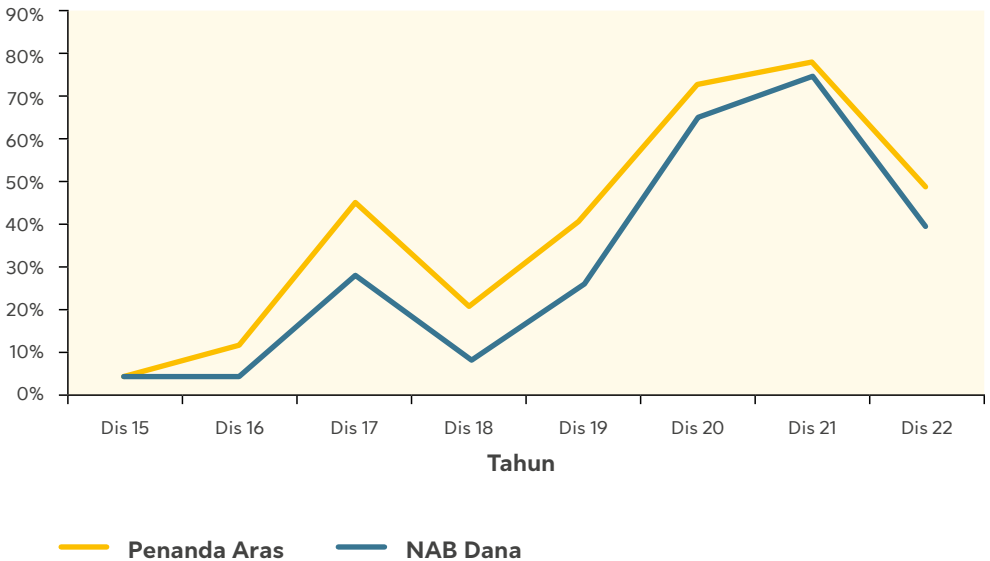
Apakah prestasi Dana untuk tempoh ulasan dan sejak dilancarkan sehingga 31 Disember 2022?

	31 Dis 2022 (%)	31 Dis 2021 (%)	31 Dis 2020 (%)	31 Dis 2019 (%)	31 Dis 2018 (%)	Sejak Dilancarkan (%)
Prestasi (NAB)	-20.5	6.2	31.1	16.6	-15.4	39.2
Penanda Aras (MSCI AC Asia ex Japan Islamic Index)	-16.5	3.0	22.3	17.6	-17.0	48.9

Dana mencatatkan pulangan -20.5% berbanding penanda arasnya -16.5% untuk tempoh di bawah ulasan.

## Prestasi Dana SLMAPE Sejak Dilancarkan

### Pulangan





# Dana Sun Life Malaysia Asia Pacific Equity (“SLMAPE”) (Sambungan)

## Analisa Perubahan Nilai Aset Bersih (NAB)

	31 Dis 2022	31 Dis 2021	31 Dis 2020	31 Dis 2019	31 Dis 2018
NAB (RM'000)	13,772	19,317	10,452	4,107	2,860
NAB / Unit (RM)	1.3924	1.7524	1.6503	1.2593	1.0797
Jumlah Unit ('000)	9,891	11,023	6,333	3,262	2,649
NAB / Unit tertinggi bagi tahun (RM)	1.7719	1.8459	1.6503	1.2726	1.3230
NAB / Unit terendah bagi tahun (RM)	1.3719	1.6503	1.0426	1.0557	1.0780
Pulangan Tahunan	-20.5%	6.2%	31.1%	16.6%	-15.4%
<b>Pecahan Jumlah Pulangan Tahunan</b>					
a. Pertumbuhan Modal	-20.5%	6.2%	31.1%	16.6%	-15.4%
b. Agihan Pendapatan	-	-	-	-	-
<b>Purata Pulangan Tahunan</b>					
a. Tempoh satu tahun	-20.5%	6.2%	31.1%	16.6%	-15.4%
b. Tempoh tiga tahun	5.6%	18.0%	10.8%	7.9%	2.6%
c. Tempoh lima tahun	3.6%	12.2%	11.1%	5.6%	-
<b>Caj</b>					
a. Yuran pengurusan dana	-	-	-	-	-
b. Yuran audit (RM'000)	-	-	-	-	-
c. Cukai	8.0%	8.0%	8.0%	8.0%	8.0%
<b>Kategori dan Komposisi Dana (RM'000)</b>					
Principal Islamic Asia Pacific Dynamic Equity Fund (Dana Sasaran)	13,723	19,472	10,525	4,117	2,693
Tunai dan lain-lain	49	(155)	(73)	(10)	167

PERUNTUKAN ASET (RM)	Jumlah Pegangan	Kos	Nilai Pasaran	% dari NAB
Principal Islamic Asia Pacific Dynamic Equity Fund (Dana Sasaran)	24,927,616	17,210,246	13,722,652	99.6%
Tunai dan lain-lain	-	-	49,232	0.4%
	<b>24,927,616</b>	<b>17,210,246</b>	<b>13,771,884</b>	<b>100.0%</b>

# Dana Sun Life Malaysia Select Bond (“SLMSB”)

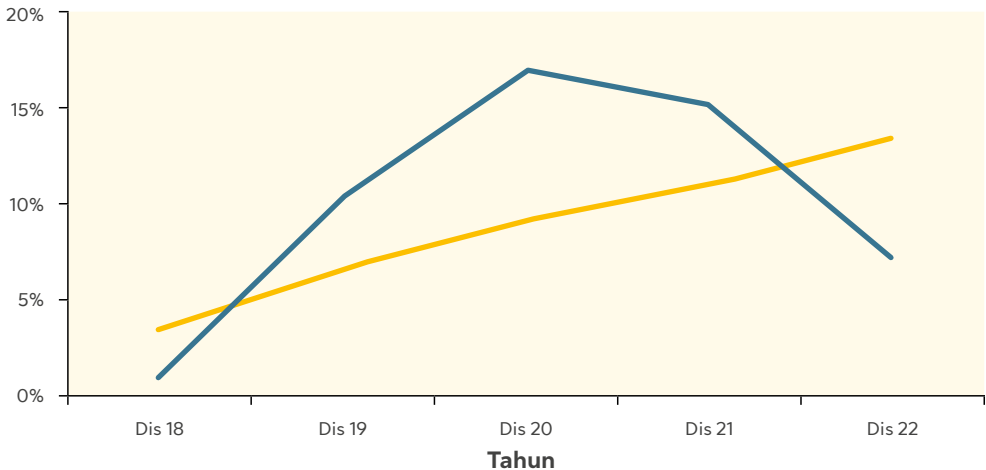
## Apakah prestasi Dana untuk tempoh ulasan dan sejak dilancarkan sehingga 31 Disember 2022?

	31 Dis 2022 (%)	31 Dis 2021 (%)	31 Dis 2020 (%)	31 Dis 2019 (%)	31 Dis 2018 (%)	Sejak Dilancarkan (%)
Prestasi (NAB)	-7.0	-1.4	6.0	9.4	0.9	7.2
Penanda Aras (Maybank 12-month FD)	2.2	1.9	2.2	3.2	3.3	13.5

Dana mencatatkan pulangan -7.0% berbanding penanda arasnya 2.2% untuk tempoh di bawah ulasan.

### Prestasi Dana SLMSB Sejak Dilancarkan

#### Pulangan



— Penanda Aras — NAB Dana

# Dana Sun Life Malaysia Select Bond (“SLMSB”)

(Sambungan)

## Analisa Perubahan Nilai Aset Bersih (NAB)

	31 Dis 2022	31 Dis 2021	31 Dis 2020	31 Dis 2019	31 Dis 2018
NAB (RM'000)	7,464	8,195	11,102	3,707	555
NAB / Unit (RM)	1.0722	1.1531	1.1696	1.1031	1.0085
Jumlah Unit ('000)	6,961	7,107	9,492	3,361	550
NAB / Unit tertinggi bagi tahun (RM)	1.1545	1.1909	1.1696	1.1037	1.0100
NAB / Unit terendah bagi tahun (RM)	1.0194	1.1429	1.0541	1.0087	0.9911
Pulangan Tahunan	-7.0%	-1.4%	6.0%	9.4%	0.9%
<b>Pecahan Jumlah Pulangan Tahunan</b>					
a. Pertumbuhan Modal	-7.0%	-1.4%	6.0%	9.4%	0.9%
b. Agihan Pendapatan	-	-	-	-	-
<b>Purata Pulangan Tahunan</b>					
a. Tempoh satu tahun	-7.0%	-1.4%	6.0%	9.4%	0.9%
b. Tempoh tiga tahun	-0.8%	4.7%	5.4%	-	-
c. Tempoh lima tahun	1.6%	-	-	-	-
<b>Caj</b>					
a. Yuran pengurusan dana	-	-	-	-	-
b. Yuran audit (RM'000)	-	-	-	-	-
c. Cukai	8.0%	8.0%	8.0%	8.0%	8.0%
<b>Kategori dan Komposisi Dana (RM'000)</b>					
AHAM Select Bond Fund (Dana sasaran)	7,270	8,173	11,077	3,690	541
Tunai dan lain-lain	194	21	25	17	14

PERUNTUKAN ASET (RM)	Jumlah Pegangan	Kos	Nilai Pasaran	% dari NAB
AHAM Select Bond Fund (Dana Sasaran)	12,082,044	8,275,412	7,269,766	97.4%
Tunai dan lain-lain	-	-	193,747	2.6%
	<b>12,082,044</b>	<b>8,275,412</b>	<b>7,463,513</b>	<b>100.0%</b>

# Dana Sun Life Malaysia Global Sustainable (“SLMGS”)

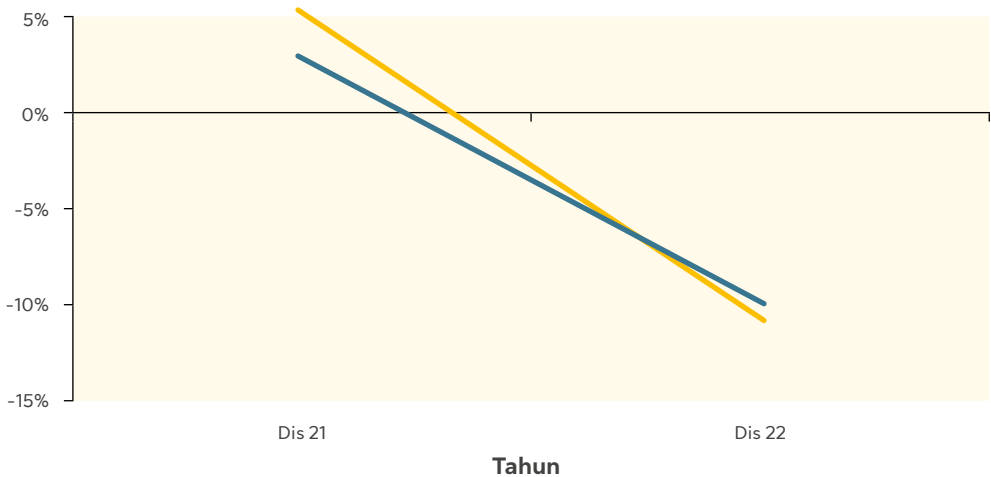
## Apakah prestasi Dana untuk tempoh ulasan dan sejak dilancarkan sehingga 31 Disember 2022?

	31 Dis 2022 (%)	31 Dis 2021 (%)	Sejak Dilancarkan (%)
Prestasi (NAB)	-12.4	2.8	-9.9
Penanda Aras (MSCI All Country World Index)	-15.2	5.1	-10.8

Dana mencatatkan pulangan -12.4% berbanding penanda arasnya -15.2% untuk tempoh di bawah ulasan.

### Prestasi Dana SLMGS Sejak Dilancarkan

#### Pulangan



— Penanda Aras — NAB Dana

# Dana Sun Life Malaysia Global Sustainable (“SLMGS”) (Sambungan)

## Analisa Perubahan Nilai Aset Bersih (NAB)

	31 Dis 2022	31 Dis 2021
NAB (RM'000)	9,008	9,453
NAB / Unit (RM)	0.9006	1.0278
Jumlah Unit ('000)	10,002	9,197
NAB / Unit tertinggi bagi tahun (RM)	1.0363	1.0341
NAB / Unit terendah bagi tahun (RM)	0.8395	0.9791
Pulangan Tahunan	-12.4%	2.8%
<b>Pecahan Jumlah Pulangan Tahunan</b>		
a. Pertumbuhan Modal	-12.4%	2.8%
b. Agihan Pendapatan	-	-
<b>Purata Pulangan Tahunan</b>		
a. Tempoh satu tahun	-12.4%	2.8%
b. Tempoh tiga tahun	-	-
c. Tempoh lima tahun	-	-
<b>Caj</b>		
a. Yuran pengurusan dana	-	-
b. Yuran audit (RM'000)	-	-
c. Cukai	8.0%	8.0%
<b>Kategori dan Komposisi Dana (RM'000)</b>		
Nomura Global Sustainable Equity Fund (Dana sasaran)	9,729	9,507
Tunai dan lain-lain	(721)	(54)

PERUNTUKAN ASET (RM)	Jumlah Pegangan	Kos	Nilai Pasaran	% dari NAB
Nomura Global Sustainable Equity Fund (Dana Sasaran)	10,997,135	10,824,520	9,729,165	108.0%
Tunai dan lain-lain	-	-	(720,895)	-8.0%
	<b>10,997,135</b>	<b>10,824,520</b>	<b>9,008,271</b>	<b>100.0%</b>

# Dana Sun Life Malaysia Global Teknologi (“SLMTF”)

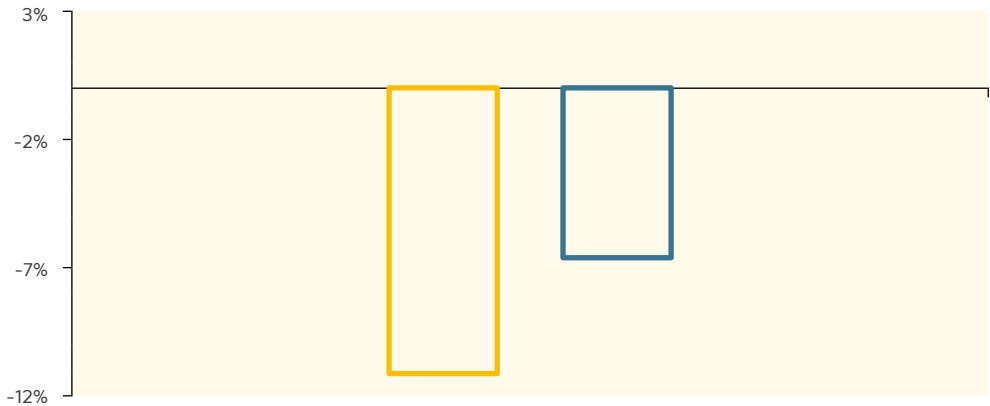
Apakah prestasi Dana untuk tempoh ulasan dan sejak dilancarkan sehingga 31 Disember 2022?

	31 Dis 2022 (%)	Sejak Dilancarkan (%)
Prestasi (NAB)	-6.6	-6.6
Penanda Aras (Indeks MSCI World Information Technology)	-11.1	-11.1

Dana mencatatkan pulangan -6.6% berbanding penanda arasnya -11.1% untuk tempoh di bawah ulasan.

## Prestasi Dana SLMTF Sejak Dilancarkan

Pulangan



Dis 22

Tahun

 Penanda Aras

 NAB Dana

# Dana Sun Life Malaysia Global Teknologi (“SLMTF”)

(Sambungan)

## Analisa Perubahan Nilai Aset Bersih (NAB)

	31 Dis 2022
NAB (RM'000)	605
NAB / Unit (RM)	0.9343
Jumlah Unit ('000)	647
NAB / Unit tertinggi bagi tahun (RM)	1.0492
NAB / Unit terendah bagi tahun (RM)	0.9126
Pulangan Tahunan	-6.6%
<b>Pecahan Jumlah Pulangan Tahunan</b>	
a. Pertumbuhan Modal	-6.6%
b. Agihan Pendapatan	-
<b>Purata Pulangan Tahunan</b>	
a. Tempoh satu tahun	-6.6%
b. Tempoh tiga tahun	-
c. Tempoh lima tahun	-
<b>Caj</b>	
a. Yuran pengurusan dana	-
b. Yuran audit (RM'000)	-
c. Cukai	8.0%
<b>Kategori dan Komposisi Dana (RM'000)</b>	
Principal Global Technology Fund- Class MYR-Hedged (Dana sasaran)	596
Tunai dan lain-lain	9

PERUNTUKAN ASET (RM)	Jumlah Pegangan	Kos	Nilai Pasaran	% dari NAB
Principal Global Technology Fund-Class MYR-Hedged (Dana Sasaran)	776,274	626,516	595,635	98.5%
Tunai dan lain-lain	-	-	9,079	1.5%
	<b>776,274</b>	<b>626,516</b>	<b>604,714</b>	<b>100.0%</b>

# Kenyataan oleh Pengurus

Saya, Chew Chin Lim, Ketua Pegawai Kewangan Sun Life Malaysia Assurance Berhad (“Pengurus”), berpendirian bahawa, pada pendapat Pengurus, maklumat kewangan Dana-Dana Berkaitan-Pelaburan Sun Life Malaysia Assurance, yang merangkumi Dana Sun Life Malaysia Growth (“SLMG”), Dana Sun Life Malaysia Conservative (“SLMC”), Sun Life Malaysia Select Asia (ex Japan) Quantum Fund (“SLMSAQ”), Dana Sun Life Malaysia Global Titans (“SLMGT”), Dana Sun Life Malaysia Equity Income (“SLMEI”), Dana Sun Life Malaysia Balanced Stable (“SLMBS”), Dana Sun Life Malaysia Balanced Moderate (“SLMBM”), Dana Sun Life Malaysia Balanced Aggressive “SLMBA”), Dana Sun Life Malaysia World Equity (“SLMWE”), Dana Sun Life Malaysia Asia Pacific Dynamic Income (“SLMAPDI”), Dana Sun Life Malaysia Asia Pacific Equity (“SLMAPE”), Dana Sun Life Malaysia Select Bond (“SLMSB”), Dana Sun Life Malaysia Global Sustainable (“SLMGS”) dan Dana Sun Life Malaysia Global Teknologi (“SLMTF”) yang dinyatakan pada mukasurat 164 hingga 185 telah disediakan dengan sewajarnya selaras dengan dasar perakaunan yang dinyatakan dalam Nota 3 kepada maklumat kewangan dan Garis Panduan mengenai Perniagaan Insurans / Takaful Berkaitan-Pelaburan yang diterbitkan oleh Bank Negara Malaysia.

Bagi pihak Pengurus,

**CHEW CHIN LIM**

Ketua Pegawai Kewangan

Kuala Lumpur

15 Mac 2023



# Laporan Juruaudit Bebas Kepada Para Pemegang Unit Dana-Dana Berkaitan-Pelaburan Sun Life Malaysia Assurance Bhd

## Laporan Mengenai Audit Maklumat Kewangan

### Pendapat Kami

Pada pendapat kami, maklumat kewangan Dana-dana untuk tahun kewangan berakhir 31 Disember 2022 telah disediakan, dalam semua aspek material, selaras dengan dasar perakaunan yang dinyatakan dalam Nota 3 kepada maklumat kewangan dan Garis Panduan mengenai Perniagaan Insurans / Takaful Berkaitan-Pelaburan yang diterbitkan oleh Bank Negara Malaysia.

### Apa yang telah kami audit

Audit kami merangkumi penyata aset dan liabiliti, penyata untung dan rugi serta penyata perubahan nilai aset bersih untuk tahun kewangan 31 Disember 2022, dan nota-nota maklumat kewangan, termasuk ringkasan dasar perakaunan penting, seperti dinyatakan di mukasurat 164 hingga 185.

### Asas untuk pendapat

Kami telah menjalankan audit kami selaras dengan standard pengauditan yang dibenarkan di Malaysia dan Standard Pengauditan Antarabangsa. Tanggungjawab kami di bawah standard tersebut diperjelaskan di bahagian "Tanggungjawab juruaudit ke atas audit maklumat kewangan" dalam laporan kami.

Kami percaya bukti audit yang telah kami perolehi adalah mencukupi dan bersesuaian untuk menyediakan asas untuk pendapat audit kami.

### Penekanan perkara – asas perakaunan dan had ke atas agihan dan kegunaan

Kami ingin menarik perhatian mengenai Nota 3 kepada maklumat kewangan, yang menggambarkan asas perakaunan. Maklumat kewangan telah disediakan untuk membantu Dana-dana mematuhi Garis Panduan mengenai Perniagaan Insurans / Takaful Berkaitan-Pelaburan yang diterbitkan oleh Bank Negara Malaysia. Oleh itu, maklumat kewangan ini mungkin tidak sesuai untuk sebarang tujuan lain. Laporan kami adalah bebas dan hanyalah untuk pemegang-pemegang unit Dana-Dana dan tidak boleh diedarkan kepada atau diguna pakai oleh pihak lain. Pendapat kami adalah tetap dan tidak boleh diubah berkenaan perkara ini.

### Kebebasan dan lain-lain tanggungjawab etika

Kami adalah bebas daripada Dana-Dana mengikut Undang-Undang (berkenaan Etika, Kelakuan dan Amalan Profesional), Institut Akauntan Malaysia, Etika Standard Antarabangsa di bawah Lembaga Kod Etika Antarabangsa Akauntan Profesional (termasuk Standard Bebas Antarabangsa) ("Kod EISBA"), dan kami juga memenuhi tanggungjawab etika mengikut lunas undang-undang dan Kod IESBA.

# Laporan Juruaudit Bebas Kepada Para Pemegang Unit Dana-Dana Berkaitan-Pelaburan Sun Life Malaysia Assurance Bhd

(Sambungan)

## Tanggungjawab Para Pengarah Pengurus untuk maklumat kewangan

Pengarah Sun Life Malaysia Assurance Berhad (“Pengurus”) bertanggungjawab ke atas penyediaan maklumat kewangan selaras dengan dasar-dasar perakaunan seperti yang dinyatakan dalam Nota 3 maklumat kewangan dan Garis Panduan mengenai Perniagaan Insurans / Takaful Berkaitan-Pelaburan yang diterbitkan oleh Bank Negara Malaysia, dan kawalan dalaman yang ditentukan oleh Pengurus untuk membolehkan penyediaan maklumat kewangan yang bebas daripada salah nyata material, sama ada disebabkan oleh penipuan atau kesilapan.

Semasa menyediakan penyata kewangan, Pengarah bertanggungjawab untuk menilai keupayaan Dana-Dana untuk terus beroperasi sebagai usaha berterusan, mendedahkan, jika berkenaan, perkara yang berkaitan dengan usaha berterusan dan menggunakan asas perakaunan usaha berterusan kecuali jika Pengarah bercadang untuk membubarkan Dana-Dana, atau menamatkan operasi, atau tidak mempunyai alternatif realistik lain kecuali berbuat demikian.

Lembaga Pengarah Pengurus juga bertanggungjawab untuk mengawalselia proses pelaporan kewangan Dana-Dana.

## Tanggungjawab juruaudit untuk mengaudit maklumat kewangan

Objektif kami adalah untuk mendapatkan jaminan sewajarnya sama ada maklumat kewangan secara keseluruhannya adalah bebas daripada kesilapan pernyataan material, sama ada disebabkan oleh penipuan atau kesilapan, dan untuk menerbitkan laporan juruaudit yang merangkumi pendapat kami. Walaupun audit yang dijalankan adalah selaras dengan standard pengauditan yang dibenarkan di Malaysia dan antarabangsa, tiada jaminan bahawa kaedah ini dapat mengesan kesilapan pernyataan yang material. Kesilapan pernyataan boleh timbul daripada penipuan atau kesilapan dan dianggap material jika, secara berasingan atau dalam agregat, ia boleh mempengaruhi keputusan ekonomi pengguna yang dibuat berdasarkan maklumat kewangan ini.

Standard pengauditan yang dibenarkan di Malaysia dan Antarabangsa juga mewajibkan kami untuk melaksanakan pertimbangan profesional dan mengekalkan keraguan profesional semasa proses audit dijalankan. Kami juga:

- a) Mengenalpasti dan menilai risiko kesilapan pernyataan material maklumat kewangan, sama ada disebabkan oleh penipuan atau kesilapan, membentuk dan melaksanakan prosedur pengauditan yang responsif kepada risiko tersebut, dan mendapatkan bukti audit yang mencukupi dan sewajarnya

# Laporan Juruaudit Bebas Kepada Para Pemegang Unit Dana-Dana Berkaitan-Pelaburan Sun Life Malaysia Assurance Bhd

(Sambungan)

untuk menyediakan asas kepada pendapat kami. Risiko tidak dapat mengesan pernyataan material yang disebabkan oleh penipuan adalah lebih tinggi daripada yang berpunca daripada kesilapan, memandangkan penipuan boleh merangkumi pakatan sulit, pemalsuan, peninggalan sengaja, gambaran yang salah, atau melangkaui kawalan dalaman.

- (b) Pemahaman mengenai kawalan dalaman adalah relevan untuk membina prosedur pengauditan yang bersesuaian, bukan bertujuan untuk menyatakan pendapat tentang keberkesanan kawalan dalaman Pengurus.
- (c) Menilai kesesuaian dasar perakaunan yang digunakan dan kewajaran anggaran perakaunan dan pendedahan berkaitan maklumat kewangan yang dibuat oleh Pengarah bagi pihak Pengurus.
- (d) Menyimpulkan mengenai keberkesanan penggunaan usaha berterusan perakaunan yang dilaksanakan oleh Pengarah bagi pihak Pengurus dan, berdasarkan bukti audit yang diperolehi, tiada ketidakpastian material yang boleh menimbulkan keraguan munasabah mengenai keupayaan Dana-Dana untuk terus beroperasi. Jika terdapat ketidakpastian material, kami dikehendaki untuk menyatakan pendapat dalam laporan juruaudit yang berkenaan dan sekiranya pendedahan

tersebut tidak mencukupi, ia tidak akan mengubah pendapat kami. Kesimpulan kami berdasarkan bukti audit yang diperolehi sehingga tarikh laporan juruaudit. Bagaimanapun, kejadian yang tidak dijangka pada masa hadapan mungkin menyebabkan Dana-Dana tidak mampu lagi beroperasi sebagai usaha berterusan.

Kami berkomunikasi dengan Pengarah mengenai, skop dan jadual kerja audit yang dirancang juga sebarang penemuan isu berkaitan audit, termasuk sebarang kelemahan dalam kawalan dalaman yang telah kami kenalpasti sepanjang audit kami.

## Lain-lain Perkara

Laporan ini di dikeluarkan khusus untuk pemegang unit Dana-Dana dan bukan untuk tujuan lain. Kami tidak bertanggung jawab ke atas sesiapa yang menggunakan laporan ini untuk tujuan yang tidak berkaitan.

PRICEWATERHOUSECOOPERS PLT  
LLP0014401-LCA & AF 1146  
Akauntan Berkanun

Kuala Lumpur  
15 Mac 2023

# Penyata Aset Dan Liabiliti Setakat 31 Disember 2022

2022

	Dana SLMG RM	Dana SLMBS RM	Dana SLMBM RM	Dana SLMBA RM	Dana SLMC RM	Dana SLMEI RM	Dana SLMGT RM	Dana SLMSAQ RM
Pelaburan:								
Bon Kerajaan Malaysia	-	-	-	-	4,571,642	-	-	-
Bon Korporat	-	-	-	-	41,904,271	-	-	-
Ekuiti Disenarai	68,970,980	-	-	-	-	-	-	-
Unit Amanah	-	2,384,859	18,888,048	5,995,789	-	9,324,804	71,754,957	32,094,246
Tunai dan deposit	6,518,000	-	-	-	1,635,000	157	274	1,491
Pendapatan belum diterima dan diakru	26,753	-	-	-	483,137	-	-	-
Belum diterima	206,953	37,630	107,411	77,709	55,327	16,331	36,566	-
Aset cukai tertunda	-	-	-	-	127,871	34,552	137,941	-
Aset cukai semasa	-	-	-	-	-	-	-	5,312
<b>JUMLAH ASET</b>	<b>75,722,686</b>	<b>2,422,489</b>	<b>18,995,459</b>	<b>6,073,498</b>	<b>48,777,248</b>	<b>9,375,844</b>	<b>71,929,738</b>	<b>32,101,049</b>
Belum dibayar	401,803	6,465	6,246	21,794	132,612	-	-	100,664
Liabiliti cukai semasa	138,764	4,436	21,443	10,874	166,766	3,207	32,281	-
Liabiliti cukai tertunda	183,938	30,581	76,154	65,031	-	-	-	64,953
<b>JUMLAH LIABILITI</b>	<b>724,505</b>	<b>41,482</b>	<b>103,843</b>	<b>97,699</b>	<b>299,378</b>	<b>3,207</b>	<b>32,281</b>	<b>165,617</b>
<b>JUMLAH ASET BERSIH DISUMBANGKAN OLEH PEMEGANG POLISIS</b>	<b>74,998,181</b>	<b>2,381,007</b>	<b>18,891,616</b>	<b>5,975,799</b>	<b>48,477,870</b>	<b>9,372,637</b>	<b>71,897,457</b>	<b>31,935,432</b>

# Penyata Aset Dan Liabiliti Setakat 31 Disember 2022

(Sambungan)

2022

	Dana SLMWE RM	Dana SLMAPDI RM	Dana SLMAPE RM	Dana SLMSB RM	Dana SLMGS RM	Dana SLMTF RM
Pelaburan:						
Bon Kerajaan Malaysia	-	-	-	-	-	-
Bon Korporat	-	-	-	-	-	-
Ekuiti Disenarai	-	-	-	-	-	-
Unit Amanah	13,721,361	271,128,105	13,722,652	7,269,766	9,729,166	595,635
Tunai dan deposit	250	931	359	2,922	4,272	614
Pendapatan belum diterima dan diakru	-	-	-	-	-	-
Belum diterima	10	75,574	10	104,326	-	5,994
Aset cukai tertunda	128,671	2,005,210	279,007	80,452	87,628	2,471
Aset cukai semasa	14,661	18,989	18,579	6,047	6,304	-
<b>JUMLAH ASET</b>	<b>13,864,953</b>	<b>273,228,809</b>	<b>14,020,607</b>	<b>7,463,513</b>	<b>9,827,370</b>	<b>604,714</b>
Belum dibayar	3,023	55,009	248,723	-	819,100	-
Liabiliti cukai semasa	-	-	-	-	-	-
Liabiliti cukai tertunda	-	-	-	-	-	-
<b>JUMLAH LIABILITI</b>	<b>3,023</b>	<b>55,009</b>	<b>248,723</b>	<b>-</b>	<b>819,100</b>	<b>-</b>
<b>JUMLAH ASET BERSIH DISUMBANGKAN OLEH PEMEGANG POLISIS</b>	<b>13,861,930</b>	<b>273,173,800</b>	<b>13,771,884</b>	<b>7,463,513</b>	<b>9,008,270</b>	<b>604,714</b>

# Penyata Aset Dan Liabiliti Setakat 31 Disember 2022

(Sambungan)

## 2022

	Dana SLMG RM	Dana SLMBS RM	Dana SLMBM RM	Dana SLMBA RM	Dana SLMC RM	Dana SLMEI RM	Dana SLMGT RM	Dana SLMSAQ RM
DIWAKILI OLEH:								
Modal Pemegang Polisi	49,958,778	1,242,606	15,796,581	1,305,156	32,233,523	6,775,896	56,398,235	25,939,981
Pendapatan tidak diagih dibawa ke hadapan	25,039,403	1,138,401	3,095,035	4,670,643	16,244,347	2,596,741	15,499,222	5,995,451
Liabiliti Pemegang Polisi	74,998,181	2,381,007	18,891,616	5,975,799	48,477,870	9,372,637	71,897,457	31,935,432
Unit dalam edaran	28,053,363	1,456,698	9,969,274	2,756,392	32,050,270	6,020,799	36,527,377	18,867,014
Nilai aset bersih seunit	2.6734	1.6345	1.895	2.168	1.5126	1.5567	1.9683	1.6927

## 2022

	Dana SLMWE RM	Dana SLMAPDI RM	Dana SLMAPE RM	Dana SLMSB RM	Dana SLMGS RM	Dana SLMTF RM
DIWAKILI OLEH:						
Modal Pemegang Polisi		13,903,953	249,191,202	15,085,432	7,627,596	10,088,501
Pendapatan tidak diagih dibawa ke hadapan		(42,023)	23,982,598	(1,313,548)	(164,083)	(1,080,231)
Liabiliti Pemegang Polisi		13,861,930	273,173,800	13,771,884	7,463,513	9,008,270
Unit dalam edaran		9,622,810	183,272,154	9,890,724	6,961,168	10,002,346
Nilai aset bersih seunit		1.4405	1.4905	1.3924	1.0722	0.9006

Nota-nota yang dilampirkan adalah sebahagian penting maklumat kewangan ini.

# Penyata Aset Dan Liabiliti Setakat 31 Disember 2021

2021

	Dana SLMG RM	Dana SLMBS RM	Dana SLMBM RM	Dana SLMBA RM	Dana SLMC RM	Dana SLMEI RM	Dana SLMGT RM	Dana SLMSAQ RM
Pelaburan:								
Bon Kerajaan Malaysia	-	-	-	-	4,318,805	-	-	-
Bon Korporat	-	-	-	-	39,476,638	-	-	-
Ekuiti Disenarai	71,327,082	-	-	-	-	-	-	-
Unit Amanah	-	2,541,082	18,327,340	6,475,069	-	9,290,168	80,873,048	35,561,186
Tunai dan deposit	3,978,000	-	-	-	4,054,000	10,393	1,055	1,010
Pendapatan belum diterima dan diakru	170,926	-	-	-	550,037	-	-	-
Belum diterima	148,880	51,554	127,353	99,523	139,929	5,500	103,908	14,523
Aset cukai tertunda	-	-	-	-	36,179	-	-	-
Aset cukai semasa	-	-	-	-	-	-	-	-
<b>JUMLAH ASET</b>	<b>75,624,888</b>	<b>2,592,636</b>	<b>18,454,693</b>	<b>6,574,592</b>	<b>48,575,588</b>	<b>9,306,061</b>	<b>80,978,011</b>	<b>35,576,719</b>
Belum dibayar	327,203	12,597	15,757	11,263	330,806	-	138,882	18,135
Liabiliti cukai semasa	71,755	4,986	35,891	12,409	189,949	33,236	305,246	210,535
Liabiliti cukai tertunda	598,449	35,153	108,753	84,923	-	31,441	1,016,484	157,325
<b>JUMLAH LIABILITI</b>	<b>997,407</b>	<b>52,736</b>	<b>160,401</b>	<b>108,595</b>	<b>520,755</b>	<b>64,677</b>	<b>1,460,612</b>	<b>385,995</b>
<b>JUMLAH ASET BERSIH DISUMBANGKAN OLEH PEMEGANG POLISIS</b>	<b>74,627,481</b>	<b>2,539,900</b>	<b>18,294,292</b>	<b>6,465,997</b>	<b>48,054,833</b>	<b>9,241,384</b>	<b>79,517,399</b>	<b>35,190,724</b>

# Penyata Aset Dan Liabiliti Setakat 31 Disember 2021

(Sambungan)

2021

	Dana SLMWE RM	Dana SLMAPDI RM	Dana SLMAPE RM	Dana SLMSB RM	Dana SLMGS RM
Pelaburan:					
Bon Kerajaan Malaysia	-	-	-	-	-
Bon Korporat	-	-	-	-	-
Ekuiti Disenarai	-	-	-	-	-
Unit Amanah	19,330,225	318,203,745	19,472,051	8,173,419	9,507,452
Tunai dan deposit	1,826	4,471	580	201	297
Pendapatan belum diterima dan diakru	-	-	-	-	-
Belum diterima	69,970	272,453	-	14,924	1,042
Aset cukai tertunda	-	-	-	21,124	-
Aset cukai semasa	-	-	-	-	-
<b>JUMLAH ASET</b>	<b>19,402,021</b>	<b>318,480,669</b>	<b>19,472,631</b>	<b>8,209,668</b>	<b>9,508,791</b>
Belum dibayar	70,039	159,511	60	13,785	38,708
Liabiliti cukai semasa	87,151	704,407	93,038	1,050	-
Liabiliti cukai tertunda	190,085	2,361,463	62,248	-	16,752
<b>JUMLAH LIABILITI</b>	<b>347,275</b>	<b>3,225,381</b>	<b>155,346</b>	<b>14,835</b>	<b>55,460</b>
<b>JUMLAH ASET BERSIH DISUMBANGKAN OLEH PEMEGANG POLISIS</b>	<b>19,054,746</b>	<b>315,255,288</b>	<b>19,317,285</b>	<b>8,194,833</b>	<b>9,453,331</b>



# Penyata Aset Dan Liabiliti Setakat 31 Disember 2021

(Sambungan)

## 2021

	Dana SLMG RM	Dana SLMBS RM	Dana SLMBM RM	Dana SLMBA RM	Dana SLMC RM	Dana SLMEI RM	Dana SLMGT RM	Dana SLMSAQ RM
DIWAKILI OLEH:								
Modal Pemegang Polisi	47,691,183	1,396,415	15,067,464	1,688,163	32,190,024	6,212,553	53,325,728	28,071,902
Pendapatan tidak diagih dibawa ke hadapan	26,936,298	1,143,485	3,226,828	4,777,834	15,864,809	3,028,831	26,191,671	7,118,822
Liabiliti Pemegang Polisi	74,627,481	2,539,900	18,294,292	6,465,997	48,054,833	9,241,384	79,517,399	35,190,724
Unit dalam edaran	27,192,731	1,552,129	9,580,817	2,934,399	32,023,234	5,670,643	35,067,442	20,182,911
Nilai aset bersih seunit	2.7444	1.6364	1.9095	2.2035	1.5006	1.6297	2.2676	1.7436

## 2021

	Dana SLMWE RM	Dana SLMAPDI RM	Dana SLMAPE RM	Dana SLMSB RM	Dana SLMGS RM
DIWAKILI OLEH:					
Modal Pemegang Polisi	15,262,456	250,080,655	16,764,498	7,787,001	9,260,690
Pendapatan tidak diagih dibawa ke hadapan	3,792,290	65,174,633	2,552,787	407,832	192,641
Liabiliti Pemegang Polisi	19,054,746	315,255,288	19,317,285	8,194,833	9,453,331
Unit dalam edaran	10,574,598	184,023,647	11,023,362	7,106,812	9,197,471
Nilai aset bersih seunit	1.8019	1.7131	1.7524	1.1531	1.0278

Nota-nota yang dilampirkan adalah sebahagian penting maklumat kewangan ini.

# Penyata Pendapatan dan Perbelanjaan Untuk Tahun Kewangan Berakhir 31 Disember 2022

2022

	Dana SLMG RM	Dana SLMBS RM	Dana SLMBM RM	Dana SLMBA RM	Dana SLMC RM	Dana SLMEI RM	Dana SLMGT RM	Dana SLMSAQ RM
Pendapatan pelaburan bersih:								
Pendapatan faedah:								
Pendapatan Tetap / Pasaran Wang	141,408	-	-	-	61,629	-	-	-
Bon Korporat	-	-	-	-	2,010,661	-	-	-
Pendapatan dividen	2,548,745	-	-	-	-	289,962	2,212,193	-
Untung atas pelupusan pelaburan	1,755,883	55,444	268,035	135,929	12,288	7,530	180,875	-
Untung tidak direalisasikan atas pelaburan	-	-	-	-	-	-	-	-
Lain-lain pendapatan	414,512	4,573	32,599	19,891	91,692	98,547	1,377,066	97,685
<b>JUMLAH PENDAPATAN</b>	<b>4,860,548</b>	<b>60,017</b>	<b>300,634</b>	<b>155,820</b>	<b>2,176,270</b>	<b>396,039</b>	<b>3,770,134</b>	<b>97,685</b>
Yuran pengurusan	3,500	3,500	3,500	3,500	3,500	-	-	-
Rugi atas pelupusan pelaburan	-	-	-	-	-	-	-	66,405
Lain-lain perbelanjaan	6,615,179	57,166	407,483	248,637	1,626,467	824,922	14,430,302	1,154,651
<b>JUMLAH PERBELANJAAN</b>	<b>6,618,679</b>	<b>60,666</b>	<b>410,983</b>	<b>252,137</b>	<b>1,629,967</b>	<b>824,922</b>	<b>14,430,302</b>	<b>1,221,056</b>

# Penyata Pendapatan dan Perbelanjaan Untuk Tahun Kewangan Berakhir 31 Disember 2022

(Sambungan)

2022

	Dana SLMWE RM	Dana SLMAPDI RM	Dana SLMAPE RM	Dana SLMSB RM	Dana SLMGS RM	Dana SLMTF RM
Pendapatan pelaburan bersih:						
Pendapatan faedah:						
Pendapatan Tetap / Pasaran Wang	-	-	-	-	-	-
Bon Korporat	-	-	-	-	-	-
Pendapatan dividen	-	9,243,072	271,759	179,895	-	364
Untung atas pelupusan pelaburan	-	-	-	-	-	-
Untung tidak direalisasikan atas pelaburan	-	-	-	-	-	-
Lain-lain pendapatan	333,419	4,385,662	359,834	65,375	110,685	2,471
<b>JUMLAH PENDAPATAN</b>	<b>333,419</b>	<b>13,628,734</b>	<b>631,593</b>	<b>245,270</b>	<b>110,685</b>	<b>2,835</b>
Yuran pengurusan	-	-	-	-	-	-
Rugi atas pelupusan pelaburan	183,267	237,356	232,233	75,592	78,799	-
Lain-lain perbelanjaan	3,984,465	54,583,413	4,265,696	741,593	1,304,758	30,881
<b>JUMLAH PERBELANJAAN</b>	<b>4,167,732</b>	<b>54,820,769</b>	<b>4,497,929</b>	<b>817,185</b>	<b>1,383,557</b>	<b>30,881</b>

# Penyata Pendapatan dan Perbelanjaan Untuk Tahun Kewangan Berakhir 31 Disember 2022

(Sambungan)

2022

	Dana SLMG RM	Dana SLMBS RM	Dana SLMBM RM	Dana SLMBA RM	Dana SLMC RM	Dana SLMEI RM	Dana SLMGT RM	Dana SLMSAQ RM
LEBIHAN PENDAPATAN ATAS PERBELANJAAN SEBELUM CUKAI	(1,758,131)	(649)	(110,349)	(96,317)	546,303	(428,883)	(10,660,168)	(1,123,371)
CUKAI	138,764	4,436	21,443	10,874	166,766	3,207	32,281	-
LEBIHAN PENDAPATAN ATAS PERBELANJAAN SELEPAS CUKAI	(1,896,895)	(5,085)	(131,792)	(107,191)	379,537	(432,090)	(10,692,449)	(1,123,371)
PENDAPATAN TIDAK DIAGIH DIBAWA KE HADAPAN	26,936,298	1,143,486	3,226,827	4,777,834	15,864,810	3,028,831	26,191,671	7,118,822
<b>PENDAPATAN TIDAK DIAGIH DIHANTAR KE HADAPAN</b>	<b>25,039,403</b>	<b>1,138,401</b>	<b>3,095,035</b>	<b>4,670,643</b>	<b>16,244,347</b>	<b>2,596,741</b>	<b>15,499,222</b>	<b>5,995,451</b>

# Penyata Pendapatan dan Perbelanjaan Untuk Tahun Kewangan Berakhir 31 Disember 2022

(Sambungan)

2022

	Dana SLMWE RM	Dana SLMAPDI RM	Dana SLMAPE RM	Dana SLMSB RM	Dana SLMGS RM	Dana SLMTF RM
LEBIHAN PENDAPATAN ATAS PERBELANJAAN SEBELUM CUKAI	(3,834,313)	(41,192,035)	(3,866,336)	(571,915)	(1,272,872)	(28,046)
CUKAI	-	-	-	-	-	-
LEBIHAN PENDAPATAN ATAS PERBELANJAAN SELEPAS CUKAI	(3,834,313)	(41,192,035)	(3,866,336)	(571,915)	(1,272,872)	(28,046)
PENDAPATAN TIDAK DIAGIH DIBAWA KE HADAPAN	3,792,290	65,174,633	2,552,788	407,832	192,641	-
<b>PENDAPATAN TIDAK DIAGIH DIHANTAR KE HADAPAN</b>	<b>(42,023)</b>	<b>23,982,598</b>	<b>(1,313,548)</b>	<b>(164,083)</b>	<b>(1,080,231)</b>	<b>(28,046)</b>

Nota-nota yang dilampirkan adalah sebahagian penting maklumat kewangan ini.

# Penyata Pendapatan dan Perbelanjaan Untuk Tahun Kewangan Berakhir 31 Disember 2021

2021

	Dana SLMG RM	Dana SLMBS RM	Dana SLMBM RM	Dana SLMBA RM	Dana SLMC RM	Dana SLMEI RM	Dana SLMGT RM	Dana SLMSAQ RM
Pendapatan pelaburan bersih:								
Pendapatan faedah:								
Pendapatan Tetap / Pasaran Wang	64,164	-	-	-	69,053	-	-	-
Bon Korporat	-	-	-	-	1,915,734	-	-	-
Pendapatan dividen	2,231,770	-	-	-	-	280,184	2,153,866	-
Untung atas pelupusan pelaburan	997,068	62,319	448,643	155,118	411,640	381,978	3,620,317	2,631,684
Untung tidak direalisasikan atas pelaburan	3,452,489	-	176,106	187,520	-	-	5,694,519	-
Lain-lain pendapatan	7,647	1,271	-	-	148,811	81,214	195,261	145,603
<b>JUMLAH PENDAPATAN</b>	<b>6,753,138</b>	<b>63,590</b>	<b>624,749</b>	<b>342,638</b>	<b>2,545,238</b>	<b>743,376</b>	<b>11,663,963</b>	<b>2,777,287</b>
Yuran pengurusan	3,500	3,500	3,500	3,500	3,500	-	-	-
Rugi atas pelupusan pelaburan	-	-	-	-	22,071	-	-	-
Lain-lain perbelanjaan	1,654,172	15,893	14,088	15,002	2,336,135	596,746	455,561	1,820,043
<b>JUMLAH PERBELANJAAN</b>	<b>1,657,672</b>	<b>19,393</b>	<b>17,588</b>	<b>18,502</b>	<b>2,361,706</b>	<b>596,746</b>	<b>455,561</b>	<b>1,820,043</b>

# Penyata Pendapatan dan Perbelanjaan Untuk Tahun Kewangan Berakhir 31 Disember 2021

(Sambungan)

2021

	Dana SLMWE RM	Dana SLMAPDI RM	Dana SLMAPE RM	Dana SLMSB RM	Dana SLMGS RM
Pendapatan pelaburan bersih:					
Pendapatan faedah:					
Pendapatan Tetap / Pasaran Wang	-	-	-	-	-
Bon Korporat	-	-	-	-	-
Pendapatan dividen	-	7,378,797	172,853	271,977	-
Untung atas pelupusan pelaburan	1,089,381	8,805,086	1,162,972	13,128	-
Untung tidak direalisasikan atas pelaburan	1,132,851	-	-	-	209,404
Lain-lain pendapatan	-	980,009	44,934	36,058	-
<b>JUMLAH PENDAPATAN</b>	<b>2,222,232</b>	<b>17,163,892</b>	<b>1,380,759</b>	<b>321,163</b>	<b>209,404</b>
Yuran pengurusan	-	-	-	-	-
Rugi atas pelupusan pelaburan	-	-	-	-	-
Lain-lain perbelanjaan	90,628	12,250,117	561,675	450,748	16,762
<b>JUMLAH PERBELANJAAN</b>	<b>90,628</b>	<b>12,250,117</b>	<b>561,675</b>	<b>450,748</b>	<b>16,762</b>

# Penyata Pendapatan dan Perbelanjaan Untuk Tahun Kewangan Berakhir 31 Disember 2021

(Sambungan)

2021

	Dana SLMG RM	Dana SLMBS RM	Dana SLMBM RM	Dana SLMBA RM	Dana SLMC RM	Dana SLMEI RM	Dana SLMGT RM	Dana SLMSAQ RM
LEBIHAN PENDAPATAN ATAS PERBELANJAAN SEBELUM CUKAI	5,095,466	44,197	607,161	324,136	183,532	146,630	11,208,402	957,244
CUKAI	71,755	4,986	35,892	12,409	189,948	33,236	305,246	210,535
LEBIHAN PENDAPATAN ATAS PERBELANJAAN SELEPAS CUKAI	5,023,711	39,211	571,269	311,727	(6,416)	113,394	10,903,156	746,709
PENDAPATAN TIDAK DIAGIH DIBAWA KE HADAPAN	21,912,587	1,104,274	2,655,559	4,466,107	15,871,226	2,915,437	15,288,515	6,372,113
<b>PENDAPATAN TIDAK DIAGIH DIHANTAR KE HADAPAN</b>	<b>26,936,298</b>	<b>1,143,485</b>	<b>3,226,828</b>	<b>4,777,834</b>	<b>15,864,810</b>	<b>3,028,831</b>	<b>26,191,671</b>	<b>7,118,822</b>



# Penyata Pendapatan dan Perbelanjaan Untuk Tahun Kewangan Berakhir 31 Disember 2021

(Sambungan)

2021

	Dana SLMWE RM	Dana SLMAPDI RM	Dana SLMAPE RM	Dana SLMSB RM	Dana SLMGS RM
LEBIHAN PENDAPATAN ATAS PERBELANJAAN SEBELUM CUKAI	2,131,604	4,913,775	819,084	(129,585)	192,642
CUKAI	87,151	704,407	93,038	1,050	1
LEBIHAN PENDAPATAN ATAS PERBELANJAAN SELEPAS CUKAI	2,044,453	4,209,368	726,046	(130,635)	192,641
PENDAPATAN TIDAK DIAGIH DIBAWA KE HADAPAN	1,747,837	60,965,265	1,826,741	538,467	-
<b>PENDAPATAN TIDAK DIAGIH DIHANTAR KE HADAPAN</b>	<b>3,792,290</b>	<b>65,174,633</b>	<b>2,552,787</b>	<b>407,832</b>	<b>192,641</b>

Nota-nota yang dilampirkan adalah sebahagian penting maklumat kewangan ini.

# Penyata Perubahan Dalam Nilai Aset Bersih Untuk Tahun Kewangan Berakhir 31 Disember 2022

2022

	Dana SLMG RM	Dana SLMBS RM	Dana SLMBM RM	Dana SLMBA RM	Dana SLMC RM	Dana SLMEI RM	Dana SLMGT RM	Dana SLMSAQ RM
Nilai aset bersih pada permulaan tahun kewangan	74,627,481	2,539,900	18,294,292	6,465,997	48,054,833	9,241,384	79,517,399	35,190,724
Lebihan pendapatan atas perbelanjaan untuk tahun kewangan								
Untung / (rugi) bersih direalisasi selepas cukai	3,284,504	52,081	275,691	141,446	1,525,690	392,832	3,737,853	31,280
Untung / (rugi) tidak direalisasi atas pelaburan	(5,181,399)	(57,166)	(407,483)	(248,637)	(1,146,153)	(824,922)	(14,430,302)	(1,154,651)
	(1,896,895)	(5,085)	(131,792)	(107,191)	379,537	(432,090)	(10,692,449)	(1,123,371)
Perubahan disebabkan pembelian dan penjualan unit semasa tahun kewangan								
Pembelian unit bersih	14,473,399	110,940	5,177,052	337,934	2,493,121	2,793,259	18,514,498	3,369,873
Penjualan unit bersih	(12,205,804)	(264,748)	(4,447,936)	(720,941)	(2,449,621)	(2,229,916)	(15,441,990)	(5,501,794)
	2,267,595	(153,808)	729,116	(383,007)	43,500	563,343	3,072,508	(2,131,921)
<b>Nilai aset bersih pada akhir tahun kewangan</b>	<b>74,998,181</b>	<b>2,381,007</b>	<b>18,891,616</b>	<b>5,975,799</b>	<b>48,477,870</b>	<b>9,372,637</b>	<b>71,897,458</b>	<b>31,935,432</b>

# Penyata Perubahan Dalam Nilai Aset Bersih Untuk Tahun Kewangan Berakhir 31 Disember 2022

(Sambungan)

## 2022

	Dana SLMWE RM	Dana SLMAPDI RM	Dana SLMAPE RM	Dana SLMSB RM	Dana SLMGS RM	Dana SLMTF RM
Nilai aset bersih pada permulaan tahun kewangan	19,054,746	315,255,288	19,317,285	8,194,833	9,453,331	-
Lebih pendapatan atas perbelanjaan untuk tahun kewangan						
Untung / (rugi) bersih direalisasi selepas cukai	150,152	13,391,378	399,360	169,678	31,886	2,835
Untung / (rugi) tidak direalisasi atas pelaburan	(3,984,465)	(54,583,413)	(4,265,696)	(741,593)	(1,304,758)	(30,881)
	(3,834,313)	(41,192,035)	(3,866,336)	(571,915)	(1,272,872)	(28,046)
Perubahan disebabkan pembelian dan penjualan unit semasa tahun kewangan						
Pembelian unit bersih	3,227,544	57,937,670	208,050	1,802,590	2,819,085	653,202
Penjualan unit bersih	(4,586,047)	(58,827,123)	(1,887,115)	(1,961,996)	(1,991,274)	(20,442)
	(1,358,503)	(889,453)	(1,679,065)	(159,406)	827,811	632,760
<b>Nilai aset bersih pada akhir tahun kewangan</b>	<b>13,861,930</b>	<b>273,173,800</b>	<b>13,771,884</b>	<b>7,463,513</b>	<b>9,008,270</b>	<b>604,714</b>

Nota-nota yang dilampirkan adalah sebahagian penting maklumat kewangan ini.

# Penyata Perubahan Dalam Nilai Aset Bersih Untuk Tahun Kewangan Berakhir 31 Disember 2021

2021

	Dana SLMG RM	Dana SLMBS RM	Dana SLMBM RM	Dana SLMBA RM	Dana SLMC RM	Dana SLMEI RM	Dana SLMGT RM	Dana SLMSAQ RM
Nilai aset bersih pada permulaan tahun kewangan	69,044,833	2,564,921	16,970,080	6,330,502	47,853,311	9,660,983	55,661,564	24,037,611
Lebihan pendapatan atas perbelanjaan untuk tahun kewangan								
Untung / (rugi) bersih direalisasi selepas cukai	1,571,222	55,104	395,163	124,207	1,853,725	710,140	5,208,637	2,566,752
Untung / (rugi) tidak direalisasi atas pelaburan	3,452,489	(15,893)	176,106	187,520	(1,860,141)	(596,746)	5,694,519	(1,820,043)
	5,023,711	39,211	571,269	311,727	(6,416)	113,394	10,903,156	746,709
Perubahan disebabkan pembelian dan penjualan unit semasa tahun kewangan								
Pembelian unit bersih	15,705,246	140,521	5,668,336	412,258	3,282,627	4,236,132	54,327,143	29,333,975
Penjualan unit bersih	(15,146,309)	(204,753)	(4,915,393)	(588,490)	(3,074,689)	(4,769,125)	(41,374,464)	(18,927,571)
	558,937	(64,232)	752,943	(176,232)	207,938	(532,993)	12,952,679	10,406,404
<b>Nilai aset bersih pada akhir tahun kewangan</b>	<b>74,627,481</b>	<b>2,539,900</b>	<b>18,294,292</b>	<b>6,465,997</b>	<b>48,054,833</b>	<b>9,241,384</b>	<b>79,517,399</b>	<b>35,190,724</b>

# Penyata Perubahan Dalam Nilai Aset Bersih Untuk Tahun Kewangan Berakhir 31 Disember 2021

(Sambungan)

2021

	Dana SLMWE RM	Dana SLMAPDI RM	Dana SLMAPE RM	Dana SLMSB RM	Dana SLMGS RM
Nilai aset bersih pada permulaan tahun kewangan	7,449,243	219,451,875	10,451,849	11,101,990	-
Lebih pendapatan atas perbelanjaan untuk tahun kewangan					
Untung / (rugi) bersih direalisasi selepas cukai	911,602	16,459,485	1,287,721	320,093	(16,763)
Untung / (rugi) tidak direalisasi atas pelaburan	1,132,851	(12,250,117)	(561,675)	(450,728)	209,404
	2,044,453	4,209,368	726,046	(130,635)	192,641
Perubahan disebabkan pembelian dan penjualan unit semasa tahun kewangan					
Pembelian unit bersih	17,971,131	211,755,743	19,220,158	3,281,563	9,265,819
Penjualan unit bersih	(8,410,081)	(120,161,698)	(11,080,768)	(6,058,085)	(5,129)
	9,561,050	91,594,045	8,139,390	(2,776,522)	9,260,690
<b>Nilai aset bersih pada akhir tahun kewangan</b>	<b>19,054,746</b>	<b>315,255,288</b>	<b>19,317,285</b>	<b>8,194,833</b>	<b>9,453,331</b>

# Nota-nota kepada Maklumat Kewangan untuk Tahun Kewangan Berakhir 31 Disember 2022

## 1. Aktiviti Utama dan Maklumat Am

Dana-dana Berkaitan-Pelaburan Sun Life Malaysia Assurance terdiri daripada Dana Sun Life Malaysia Growth ("SLMG"), Dana Sun Life Malaysia Conservative ("SLMC"), Sun Life Malaysia Select Asia (ex Japan) Quantum Fund ("SLMSAQ"), Dana Sun Life Malaysia Global Titans ("SLMGTT"), Dana Sun Life Malaysia Equity Income ("SLMEI"), Dana Sun Life Malaysia Balanced Stable ("SLMBS"), Dana Sun Life Malaysia Balanced Moderate ("SLMBM"), Dana Sun Life Malaysia Balanced Aggressive ("SLMBA"), Dana Sun Life Malaysia World Equity ("SLMWE"), Dana Sun Life Malaysia Asia Pacific Dynamic Income ("SLMAPDI"), Dana Sun Life Malaysia Asia Pacific Equity ("SLMAPE"), Dana Sun Life Malaysia Select Bond ("SLMSB"), Dana Sun Life Malaysia Global Sustainable ("SLMGS") dan Dana Sun Life Malaysia Global Teknologi ("SLMTF") (selepas ini dirujuk secara kolektif sebagai "Dana-Dana").

Aktiviti utama Dana-Dana adalah untuk melabur dalam pelaburan yang dibenarkan. SLMTF telah dilancarkan pada 1 Jun 2022, SLMGS telah dilancarkan pada 21 Julai 2021, SLMSB telah dilancarkan pada 16 Januari 2018, SLMWE, SLMAPDI dan SLMAPE telah dilancarkan pada 13 Februari 2015, SLMSAQ, SLMGT dan SLMEI telah dilancarkan pada 20 Mei 2014, dan SLMG, SLMBS, SLMBM, SLMBA dan SLMC telah dilancarkan pada 28 Oktober 2008.

Pengurus Dana adalah Sun Life Malaysia Assurance Berhad, sebuah syarikat yang diperbadankan di Malaysia, terlibat secara utamanya dalam penaja jaminan perniagaan insurans hayat, termasuk perniagaan berkaitan-pelaburan.

## 2. Asas Penyediaan

Maklumat kewangan Dana telah disediakan menurut kos sejarah lazim kecuali seperti yang dinyatakan dalam ringkasan dasar perakaunan penting. Maklumat kewangan ini telah disediakan selaras dengan dasar perakaunan yang dinyatakan dalam Nota 3 dan Garis Panduan Mengenai Perniagaan Insurans / Takaful Berkaitan-Pelaburan yang diterbitkan oleh Bank Negara Malaysia ("BNM") dalam setiap aspek material.

Penyediaan maklumat kewangan memerlukan penggunaan anggaran dan andaian yang memberi kesan ke atas amaun aset dan liabiliti yang dilaporkan serta pendedahan aset dan liabiliti luar jangka pada tarikh maklumat kewangan, dan amaun pendapatan dan perbelanjaan yang dinyatakan semasa tahun kewangan yang dilaporkan. Ia juga memerlukan Pengurus untuk melakukan pertimbangan mereka dalam proses melaksanakan dasar-dasar perakaunan Dana. Walaupun anggaran dan pertimbangan tersebut adalah berdasarkan pengetahuan terbaik Pengurus mengenai peristiwa dan

# Nota-nota kepada Maklumat Kewangan untuk Tahun Kewangan Berakhir 31 Disember 2022 (Sambungan)

## 2. Asas Penyediaan (Sambungan)

tindakan semasa, keputusan sebenar mungkin berbeza daripada anggaran.

Bagaimanapun, Pengurus berpendapat tiada anggaran dan andaian yang berisiko ketara untuk melaksanakan pelarasan material ke atas amaun aset dan liabiliti dibawa ke tahun kewangan akan datang dan juga tiada dasar perakaunan yang memerlukan pertimbangan sewajarnya.

## 3. Ringkasan Dasar-dasar Perakaunan Penting

Dasar perakaunan berikut telah digunakan secara konsisten ketika menguruskan butiran yang dianggap penting berkaitan dengan maklumat kewangan.

### (a) Pelaburan

#### (i) Nilai saksama melalui untung atau rugi aset kewangan ("FVTPL")

Pelaburan Dana ditetapkan sebagai aset kewangan pada nilai saksama melalui untung atau rugi ("FVTPL") memandangkan ia diurus dan dinilai atas dasar nilai saksama, selaras dengan mandat dan strategi pelaburan masing-masing.

Aset kewangan pada FTPVL semasa permulaannya ditetapkan pada nilai saksama. Selepas pengiktirafan awal, pelaburan ini diukur semula pada nilai saksama. Pelarasan nilai saksama dan keuntungan dan kerugian direalisasi atas penyahiktirafan akan diiktiraf dalam Penyata Pendapatan dan Perbelanjaan.

#### (ii) Nilai saksama aset kewangan

Pelaburan disenarai dinilai berdasarkan harga pasaran ditutup bursa saham pada tarikh Penyata Aset dan Liabiliti.

Sekuriti bon korporat tidak disenarai dan Bon Kerajaan Malaysia dinilai berdasarkan harga pasaran saksama indikatif disenarai dengan merujuk kepada sebut harga yang disediakan oleh agensi penarafan / harga bon pada tarikh Penyata Aset dan Liabiliti.

Nilai saksama pelaburan lain merangkumi pelaburan dalam dana berkaitan pelaburan dan dana unit amanah dinyatakan pada nilai aset bersih dana sandaran pada tarikh Penyata Aset dan Liabiliti.

# Nota-nota kepada Maklumat Kewangan untuk Tahun Kewangan Berakhir 31 Disember 2022 (Sambungan)

## 3. Ringkasan Dasar-dasar Perakaunan Penting (Sambungan)

### (a) Pelaburan (Sambungan)

Deposit tetap / pasaran kewangan dinyatakan pada anggaran amaun dibawa mereka pada tarikh Penyata Aset dan Liabiliti.

Keuntungan atau kerugian tidak direalisasi pada nilai pelaburan dikredit atau dicaj kepada Penyata Pendapatan dan Perbelanjaan.

### (b) Tunai dan deposit

Tunai dan deposit merangkumi tunai dan baki di bank dan deposit yang dipegang di institusi kewangan dengan tempoh kematangan asal tiga bulan atau kurang.

### (c) Pembelian unit bersih

Pembelian unit bersih mewakili premium yang dibayar oleh para pemegang polisi sebagai bayaran untuk kontrak baharu atau bayaran seterusnya untuk meningkatkan amaun kontrak tersebut. Pembelian unit bersih diiktiraf atas dasar penerimaan.

### (d) Penjualan unit bersih

Penjualan bersih unit mewakili penjualan unit-unit daripada serahan balik dan pengeluaran oleh pemegang polisi. Penjualan unit bersih diiktiraf apabila kontrak insurans berkaitan diserahkan.

### (e) Lain-lain pendapatan

Lain-lain pendapatan merangkumi pendapatan cukai yang diperolehi daripada pengiktirafan cukai tertunda.

### (f) Lain-lain perbelanjaan

Lain-lain perbelanjaan merangkumi perbelanjaan pentadbiran dan caj bank dan diiktiraf apabila di caj.

### (g) Pengiktirafan pendapatan

Pendapatan faedah diiktiraf pada asas akruan dengan mengambil kira kadar hasil efektif aset.



# Nota-nota kepada Maklumat Kewangan untuk Tahun Kewangan Berakhir 31 Disember 2022 (Sambungan)

## 3. Ringkasan Dasar-dasar Perakaunan Penting (Sambungan)

### (g) Pengiktirafan pendapatan (Sambungan)

Pendapatan dividen diiktiraf apabila hak untuk menerima bayaran telah ditentukan, apabila dividen telah diisytiharkan.

Keuntungan atau kerugian yang timbul daripada pelupusan pelaburan dikredit atau dicaj kepada Penyata Pendapatan dan Perbelanjaan.

### (h) Cukai

Cukai semasa adalah anggaran jumlah cukai pendapatan yang perlu dibayar ke atas keuntungan bercukai bagi tahun kewangan dan ditentukan mengikut kadar cukai yang telah digubal pada tarikh Penyata Aset dan Liabiliti.

Cukai tertunda diiktiraf sepenuhnya menggunakan kaedah liabiliti, ke atas perbezaan sementara pada tarikh Penyata Aset dan Liabiliti di antara asas cukai aset dan liabiliti dan amaun yang dihantar dalam maklumat kewangan.

Cukai tertunda dikira pada kadar cukai yang dijangka akan digunakan pada tempoh aset itu direalisasi atau liabiliti telah diselesaikan, berdasarkan kadar cukai yang telah digubal atau sebahagian besarnya telah digubal pada tarikh Penyata Aset dan Liabiliti.

Aset cukai tertunda diiktiraf sehingga adanya kemungkinan pendapatan boleh dicukai dapat diperolehi ke atas perbezaan sementara yang dipotong boleh digunakan.

### (i) Yuran pengurusan

Yuran pengurusan dikira secara harian berdasarkan nilai aset bersih Dana-Dana.

## 4. Pelaburan

Butiran pegangan pelaburan Dana-Dana dinyatakan di dalam Laporan Prestasi Dana.

## **Sun Life Malaysia Assurance Berhad**

Registration No: 199001005930 (197499-U)

Level 11, 338 Jalan Tuanku Abdul Rahman, 50100 Kuala Lumpur, Malaysia

Telephone: (603) 2612 3600

Facsimile: (603) 2698 7035

Client Careline: 1300-88-5055

Email: [wecare@sunlifemalaysia.com](mailto:wecare@sunlifemalaysia.com)



[sunlifemalaysia.com](https://www.sunlifemalaysia.com)



Sun Life Malaysia



[sunlifemalaysia\\_my](https://www.instagram.com/sunlifemalaysia_my)



Sun Life Malaysia

A joint venture between Sun Life Assurance Company of Canada and Renggis Ventures Sdn Bhd