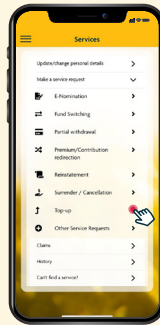
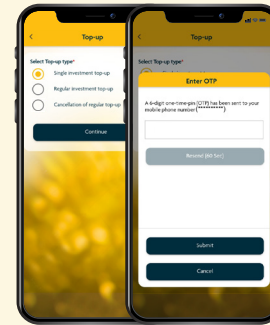




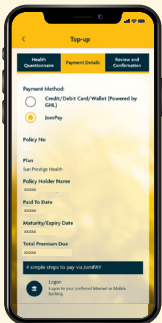
→ **Step 1**
Login to SunAccess
and click on
'Services'




→ **Step 2**
Select 'Top-Up'
under Update/
Change Plan
Details



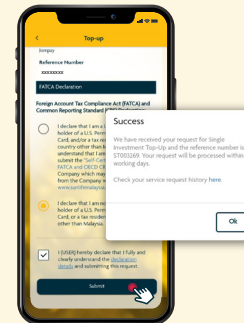
→ **Step 3**
Select Top-Up
type and key in
the One Time Pin
(OTP) to verify
and proceed



→ **Step 4**
Review, update or
fill in the required
details and make
payment



→ **Step 5**
Click 'Continue' after
reading through the
Declaration Details



→ **Step 6**
Click 'Submit'
for final consent
and your payment
is successful!